


## **Enrolling in RX365 Mobile App and Basic Use**

The Oneida Community Health Center Pharmacy has a NEW mobile app to go with our NEW pharmacy software. **Please note:** The old mobile app (RXMobile) will no longer work for refills at the Oneida Pharmacy.

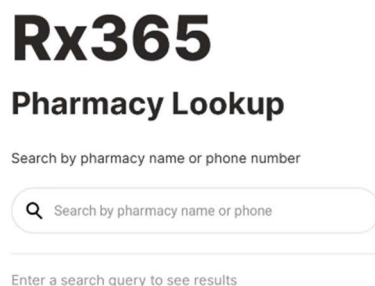
### **Downloading The Mobile App:**

- 1) Open your App Store (Apple) or Google Play (Android) and search for “RX365”. Below is an example from Google Play:



### **Finding Oneida Pharmacy In The App:**

- 1) Upon opening the RX365 App, you will see a blank screen like this:



- 2) Enter “Oneida” in the search bar. The following result should appear:

# Rx365

## Pharmacy Lookup

Search by pharmacy name or phone number

---

☐ **Oneida Community Health Center Pharmacy**  
525 Airport Dr  
Oneida, WI 54155

- 3) Select the bubble next to “Oneida Community Health Center Pharmacy”, then click the red “Select” button at the bottom of the screen.

# Rx365

## Pharmacy Lookup

Search by pharmacy name or phone number

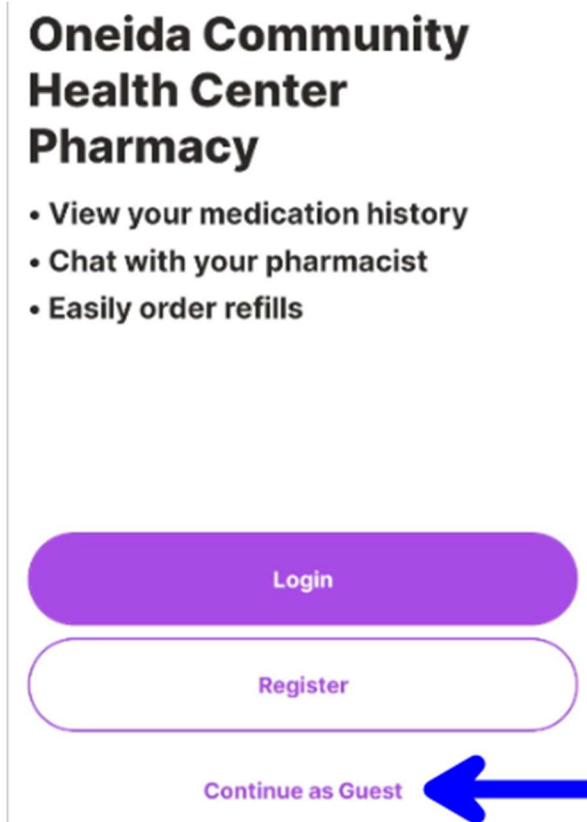
---

☒ **Oneida Community Health Center Pharmacy**  
525 Airport Dr  
Oneida, WI 54155

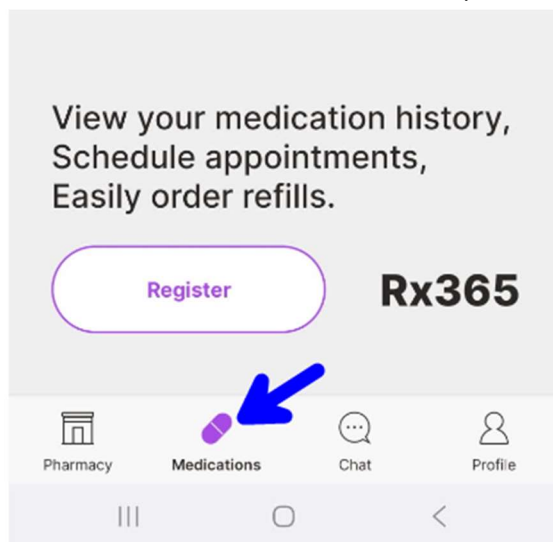
Select

**Request Refill WITHOUT Creating An Account:**

- 1) If you wish to request a refill WITHOUT creating a user account, you can continue as a “guest”. Though please note – you will not have access to all features of the app in “guest” mode.

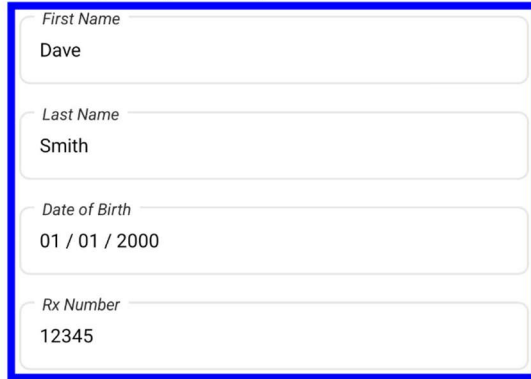


- 2) Click on the “Medications” button (bottom middle of screen)



- 3) Enter the information into the area shown below. Then click “Request Refill”.
- Note: You can enter multiple RX numbers together by clicking the “Enter Another RX Number” button (purple text).


**Enter your prescription info below**



A form with four input fields, each with a label and a value. The fields are: First Name (Dave), Last Name (Smith), Date of Birth (01 / 01 / 2000), and Rx Number (12345). The entire form is enclosed in a blue rectangular border.

First Name	Dave
Last Name	Smith
Date of Birth	01 / 01 / 2000
Rx Number	12345

Enter another Rx Number



- 4) As a final step, you will need to confirm your refill request by selecting a date/time you are requesting your medication to be ready for pickup. **Please note:** This is a default feature in the RX365 app which Oneida is unable to turn off. While your prescription may be ready sooner - Oneida Community Health Center Pharmacy requests that you allow for two (2) business days to process prescriptions. This is regardless of what date/time you select on this screen.

**Confirm Refill Request**

Rx# 12345

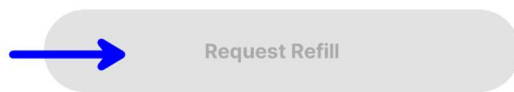


Two selection fields. The first is labeled "Date" with a calendar icon and a blue arrow pointing to a dropdown menu labeled "Select a date". The second is labeled "Time" with a clock icon and a blue arrow pointing to a dropdown menu labeled "Select a time".

Date	Select a date
Time	Select a time



A text input field with the placeholder text "Comments".



Cancel

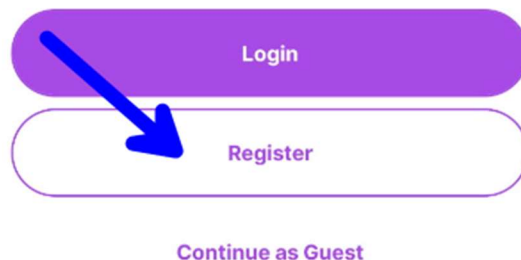
### Creating An Account:

- 1) To create an account and access the full features of the mobile app, click on “Register”.

[← Find Your Pharmacy](#)

## Oneida Community Health Center Pharmacy

- View your medication history
- Chat with your pharmacist
- Easily order refills



- 2) Fill out all applicable information ***including a recent prescription number which was filled at the Oneida Pharmacy.*** Then click “Register”.
  - If you do not have a recent prescription, please call our pharmacy at 920-869-4960.
  - Please also note the password requirements at the bottom of the screen (5 distinct characters, Minimum of 10 total characters, etc.)

1:28 4G 36

Cancel Login

**Oneida Community  
Health Center  
Pharmacy**

**Register**

Show

Show

× 5 distinct characters

× One uppercase letter

× One number

× Minimum 10 total characters

× One lowercase letter

Register

**Request Refill WITH A User Account:**

- 1) Log in with your username/password. (If you do not already have a username/password, please see the “Creating an Account” section above).
- 2) Select the prescription you wish to refill, then follow the on-screen prompts. If you wish to refill multiple prescriptions, then click on “Refill Multiple” and select which ones you wish to refill. Here is an example screen with two prescriptions:

- 3) As a final step, you will need to confirm your refill request by selecting a date/time you are requesting your medication to be ready for pickup. **Please note:** This is a default feature in the RX365 app which Oneida is unable to turn off. While your prescription may be ready sooner - Oneida Community Health Center Pharmacy requests that you allow for two (2) business days to process prescriptions. This is regardless of what date/time you select on this screen.

## Confirm Refill Request

Rx# 12345

**Date** Select a date ▾

**Time** Select a time ▾

Comments

**Request Refill**

Cancel