

FY-2025 1st quarter report

EDUCATION AND TRAINING AREA

Status report of Outcomes/Goals

1. Which outcome/goal(s) does the Division wish to report on?
2. What metric is being used to measure the outcome/goal?
3. What are the accomplishments (i.e. positives, things for which the Division is proud, brags) have occurred over the reporting period that reflect the Division's progress for reaching the outcome/goal?
4. What can the community expect to see in the future (i.e. 6 months; next year; 18 months) from the Division related to the outcome/ goal?

Outcome/Goal # 1

Early Childhood Goal: Support kindergarten readiness through curricula focused on cognitive, social-emotional, and physical domains.

Programs Working on Outcome:

- Child Care
- Head Start/Early Head Start

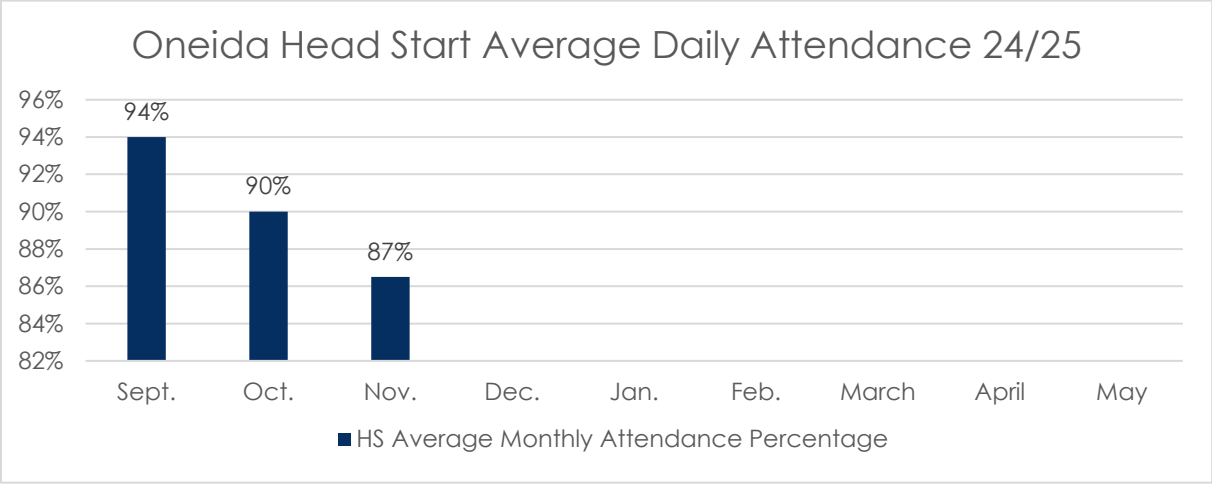
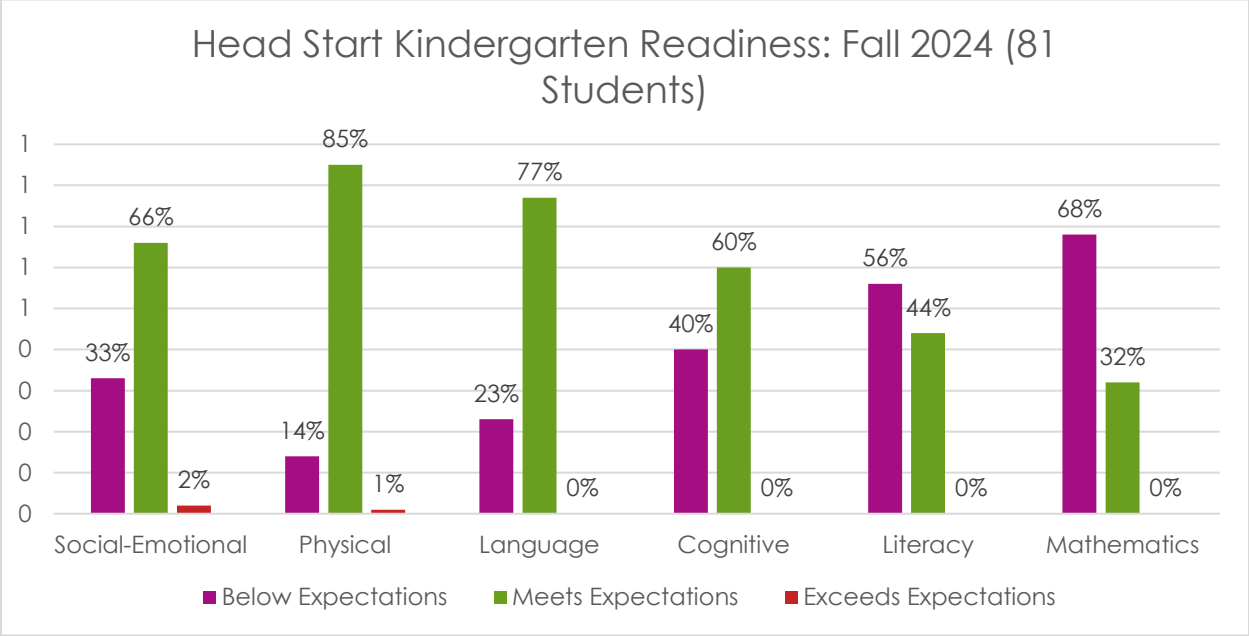
MEASUREMENT:

Child Care

- ASQ results from parents
- Re-introduction of Teaching Strategies Gold (Ready Rosy)

Head Start/Early Head Start

All Head Start/Early Head Start (HS/EHS) children's progress are tracked in an early education teaching database. Classrooms use Teaching Strategies Gold and Childplus software to track classroom and parental interactions. The below scores are being tracked for students to measure progress through the school year.

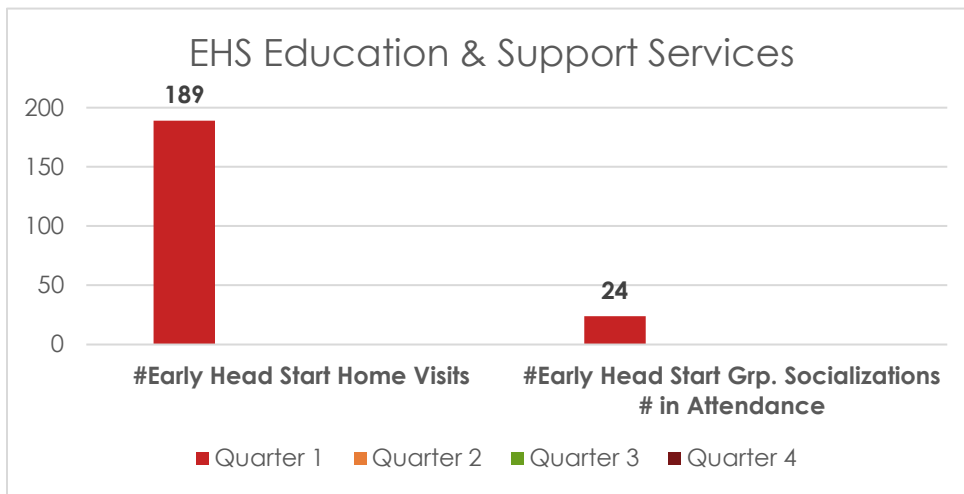
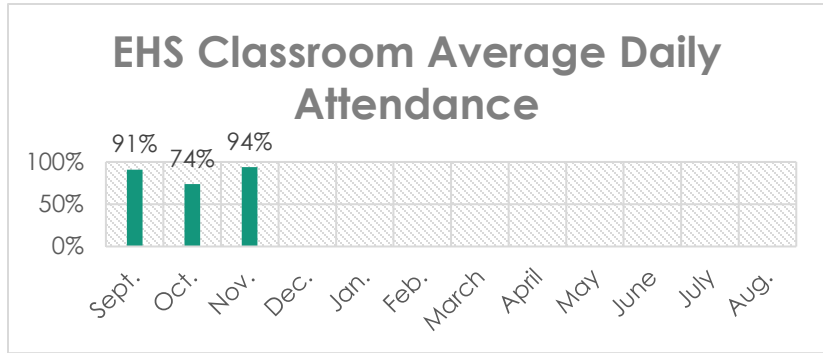


First quarter scores for Head Start Kindergarten Readiness skills. We see above average for “meets Expectations: with Social-Emotional, Physical, Language and Cognitive skills across the board. Literacy and Mathematics are the two areas all the students could increase at, as we see a lot of students early into the school year at “Below Expectations.”

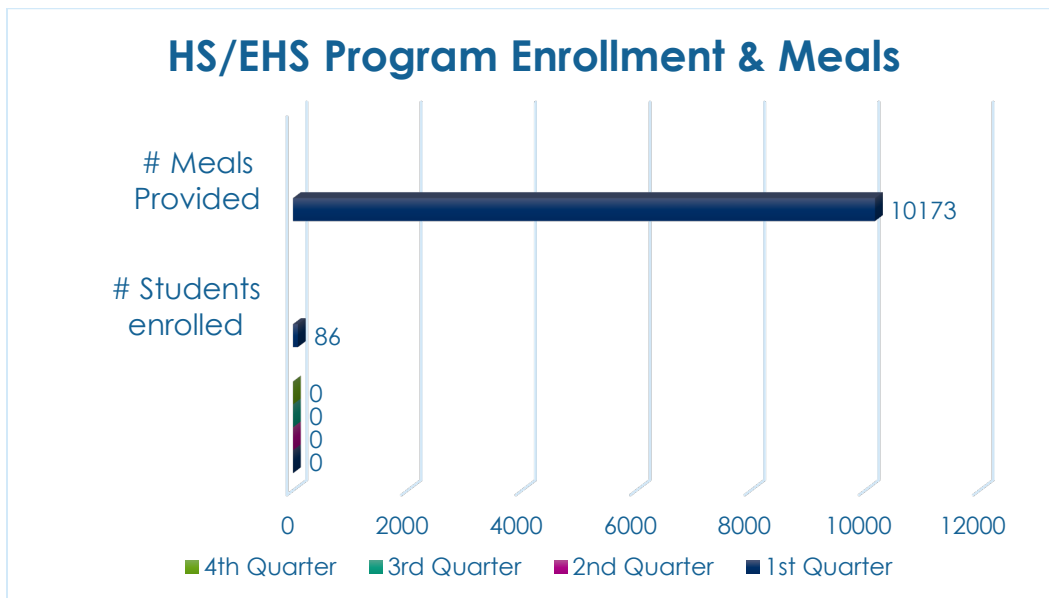
Attendance is a factor of focus this school year as we work to have an average daily attendance of Head Start and Early Head Start student over the target goal of 90% adequately. We started off strong in the school year with an average of 94% and moving slightly down to 87%.

EHS had 5 total student and 3 out of 5 students had good attendance for the first quarter.

EHS had 5 total students and 3 out of 5 students had good attendance for the first quarter.



EHS home visiting program delivered 189 home visits during the first quarter to 29 student and families and provided 24 group socialization experiences.



86 children were served through the first quarter in 5 Head Start Classrooms and 1 Early Head Start classroom. There were 10,173 meals served to HS/EHS students.

ACCOMPLISHMENTS RELATED TO THE OUTCOME/GOAL:

Child Care

ASQ access documents were distributed to parents via physical copies.

Head Start/Early Head Start

An average of 61% of students meet expectations for kindergarten readiness across all domains. Focus will be placed on increasing scores in Literacy and Math as an average of 38% of students Meet Expectation but 62% of these students are Below Expectation to being eh school year. Our goal for second quarter will be to increase by 10% in Math and Literacy scores.

EXPECTATIONS/FUTURE PLANS REGARDING THE OUTCOME/GOAL:

Child Care

A new director was hired in October 2024 for the Oneida Airport Road childcare program upon Joanne King's retirement. Joshua Cornelius, Oneida Childcare Director is attending training in Teaching Strategies Gold, the current software application used by the program. Childcare continues to develop online ASQ resources with the local Help Me Grow Navigator.

Head Start/Early Head Start

HS/EHS will work with our Education T&TA Specialist to continue training in Literacy, Math and Cognitive domains. Collaboration with Oneida Behavioral Health will continue for the Social-Emotional domain and Campfire Coaching began in late October the HS staff. Student attendance will be monitored as there is a high correlation between student performance in meeting expectations and regular school attendance.

Outcome/Goal # 2

Implement Individual Education Plans (IEP's) for children with educational disabilities.

Programs Working on Outcome:

- Early Intervention
- Head Start/Early Head Start

MEASUREMENT:

Early Intervention

90% of preschoolers who complete Head Start & FACE make successful IEP transitions to Tribal or Public Special Education Programs.

Head Start/Early Head Start

At the start of the 2024-2025 school year, Oneida Head Start had several referrals submitted for services. Early Intervention conducted the assessments. At this time, the number of Individual Education Plans (IEP) are sixteen (16) students in Head Start, fourteen (14) at Early Intervention, one (1) with Seymour School District, one (1) with Green Bay School District and nine (9) students with referrals.

For the first quarter, Early Head Start (EHS) had two (2) children with an Individual Family Service Plan (IFSP) with Brown County Birth to 3; one (1) child IFSP working with Brown County Birth to 3 and Early Intervention, and two (2) children in the evaluation process.

ACCOMPLISHMENTS RELATED TO THE OUTCOME/GOAL:

Early Intervention

The children who entered kindergarten this year had all their files sent out to public or tribal school as requested. Early Intervention has also accepted three (3) students from other school districts: Seymour, Pulaski, and Green Bay. These student's IEPs were accepted and the children are currently receiving services from Early Intervention (OEI) staff.

All 1st quarter progress reports have gone out for the students. OEI staff continue to screen, evaluate, and provide services to disabled children at Head Start, FACE, Childcare and the Early Intervention Cottage.

Head Start/Early Head Start

HS/EHS continue to work collaboratively with Early Intervention to refer children with suspected education delays/disabilities for evaluation. One (1) student in Early Head Start was referred to Early Intervention in the first quarter for further evaluation.

EXPECTATIONS/FUTURE PLANS REGARDING THE OUTCOME/GOAL:

Early Intervention

Continue to provide quality preschool services for our tribal population so that pre-school children can make a smooth transition to Tribal or Public Special Education School programs.

Early Intervention started Triple P Parenting in October 2024. The program continues to collaborate with the Oneida Library and Health Center for Child Find Events. The program provides books for Oneida programs and events with two hundred (200) books donated to Oneida Retail for their employee Christmas bags.

Head Start/Early Head Start

Oneida Early Intervention provides speech, occupational and physical therapy services to enrolled HS/EHS students with delays/disabilities or the program refers students to the local school districts if the needs of the child exceed what OEI can offer. Continued identification and assessment of children suspected of having delays or disabilities is ongoing. HS/EHS staff will individualize lesson planning for students on an IEP/IFSP.

Outcome/Goal # 3

Student eligible for Youth Enrichment Services (Y.E.S.) in elementary, middle, and high school are on track to graduate and Higher Education Scholarship are awarded for post-secondary education.

Programs Working on Outcome:

- Youth Enrichment Services
- Higher Education

MEASUREMENT:

Youth Enrichment Services

100% of the YES students graduate from high school.

Key Performance Indicator 1 – Attendance, grade point average (numerical) percent of grade change, freshman/students on track to move to the next grade level/graduate. We are in the process of revising outcomes and performance indicators to better align with the Oneida Reads Initiative. For this quarter we are reporting on services provided and attendance.

Y.E.S. Program Quarter 1 – FY 2025	Unduplicated Count	Contacts	JOM Eligible Students	Non-JOM Eligible Students
October	533	5987	484	49
November	490	4901	447	43
December	489	4381	443	46

Y.E.S. Program Quarter 1 – FY 2025	Unduplicated Count	Avg. Days Present - Elementary School	Avg. Days Present - Middle School	Avg. Days Present – High School
October	533	94.3%	92.6%	84.3%
November	490	94.0%	88.0%	84.9%
December	489	92.6%	88.5%	84.4%

Higher Education

Number of clients served based on data from Power 8 and Cognos Analytics data bases.

Students receiving the Higher Education grant from Quarter 1 are at the following academic levels:

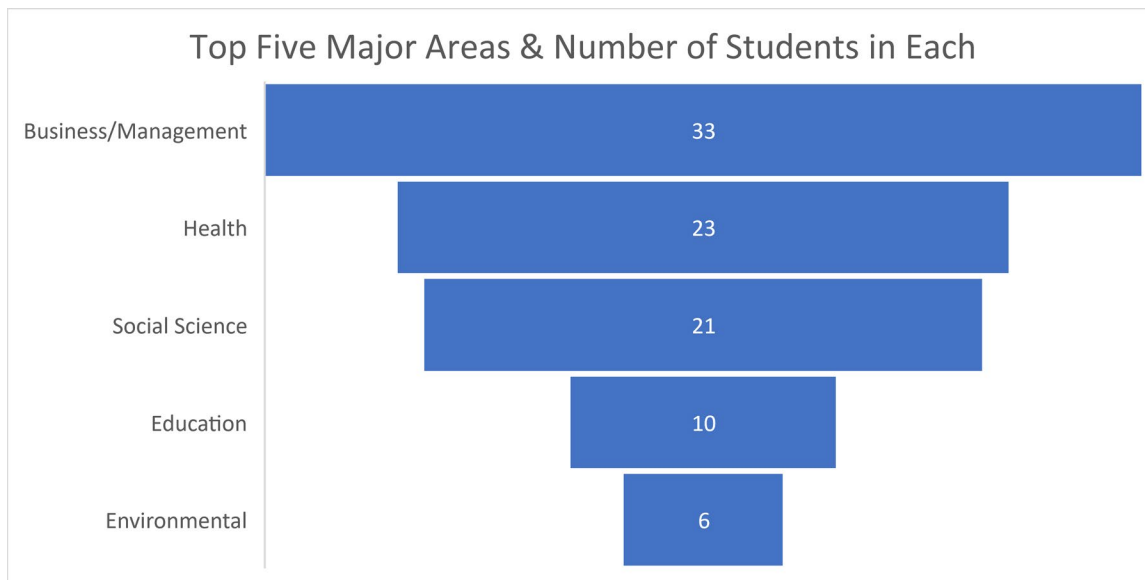
Freshman 40

Sophomores 25

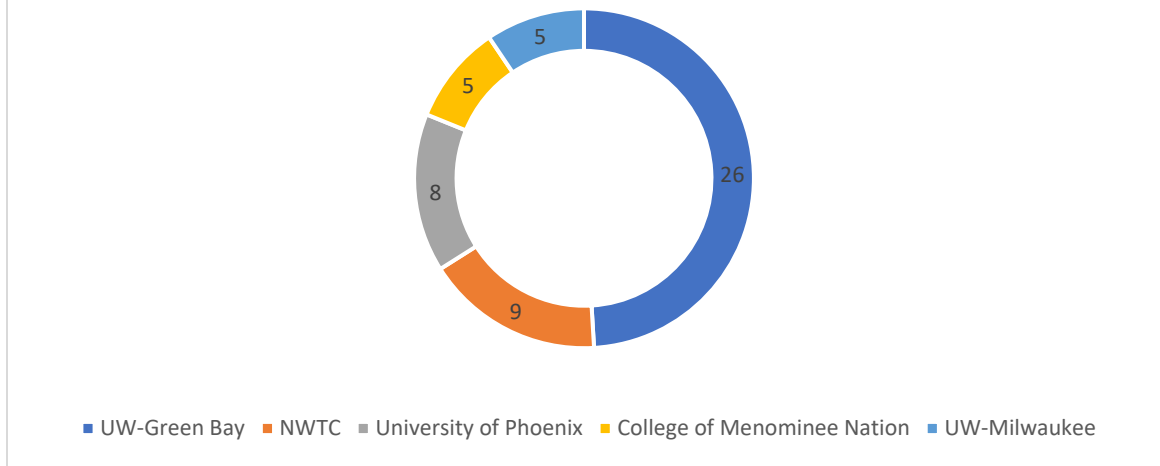
Juniors	24
Seniors	21
Graduate	26
Doctoral	11

Students are completing the following degrees:

Certificates	3
Technical Diplomas	5
Associate Degrees	22
Bachelor's Degrees	80
Master's Degrees	26
Doctoral Degrees	12



Top Five Attended Schools & Number of Students at Each



ACCOMPLISHMENTS RELATED TO THE OUTCOME/GOAL:

Youth Enrichment Services

Continuing to monitor attendance and grades and provide academic and social support to students as their needs are identified.

Higher Education

A Total of 187 Oneida Tribal Members were funded with the Oneida Higher Education Grant in the first quarter, for the amount of ~\$1.07 M.

Eleven students were funded for the College Comeback Program during Quarter 1, totaling \$26,147. Two students who utilized College Comeback for 2024 Quarter 4 were put back in good standing and eligible to apply for the Higher Education Grant for 2025 Quarter 1.

EXPECTATIONS/FUTURE PLANS REGARDING THE OUTCOME/GOAL:

Youth Enrichment Services

The YES staff, Education & Training Organizational Development Specialist and school staff continue to meet to determine the best way to obtain the base measure and method(s) to measure and report elementary student acquisition of proficient reading skills.

The YES Specialist and some of the YES Advocates continue Science of Reading training in Language Essentials for Teachers of Reading and Spelling (LETRS) with the local Cooperative Educational Service Agency (CESA 7). Staff continue to provide academic/literacy support to students, incorporating the new skills they are learning, as well as sharing what they learn with the school colleagues.

Higher Education

The Higher Education Department will continue to promote the importance and achievability of higher education by visiting area high schools and offering community events such as college fairs and financial aid workshops.

Outcome/Goal # 4

Provide culturally sensitive vocational rehabilitation services to Native Americans with disabilities who reside on or near the Oneida Reservation leading to gainful employment consistent with the strengths, resources, priorities, concerns, abilities, capabilities, interests, and informed choice to building individual self-sufficiency.

Program Working on Outcome:

- Vocational Rehabilitation Services

MEASUREMENT:

This fiscal year, service 50 Native American clients.

ACCOMPLISHMENTS RELATED TO THE OUTCOME/GOAL:

Vocational Rehabilitation has had ten (10) successful closures, which means clients found gainful employment options in the first quarter.

EXPECTATIONS/FUTURE PLANS REGARDING THE OUTCOME/GOAL:

In 2025, Oneida will see increased services to include contracting with a holistic healer and a professional job developer. Increase school visits, both High School and College, are planned for Native American students in the service area. Additionally, there are plans for increased outreach with Oneida Vocational Rehab Services partners, such as the Oneida Library, for cultural activities and other similar programming throughout the year.

Contact Info

CONTACT: Jacqueline Smith
TITLE: Area Manager Education & Training
PHONE NUMBER: 920-869-4037
E-MAIL: jsmith@oneidanation.org

Photos (optional):



Head Start Family Event: BerryLand Pumpkin Family Event