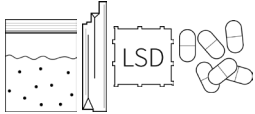


# Fentanyl Test Strip Instructions

Fentanyl has been found in many drugs. Always test before using!

## 1 What you'll need



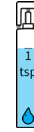
Drug Sample



Scoop - 10 mg



Mixing Tin



Water - 1 tsp



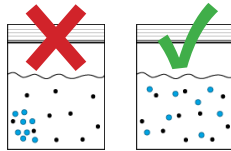
Fentanyl Test Strip

## 2 Prepare mixture

### Crystals, Pills, and Powders

#### 1. Blend your sample.

Before testing, make sure the drugs are well mixed. Fentanyl can clump in one part of the sample, which can give inaccurate test results if not thoroughly mixed.



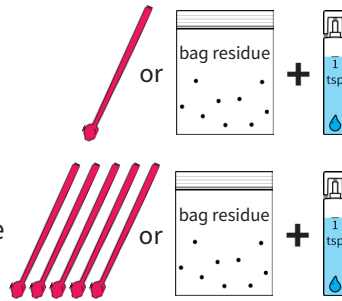
#### 2. Scoop and dilute.

##### • MDMA/molly or meth:

1 scoop or bag residue  
+ 1 teaspoon water

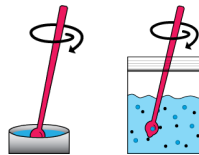
##### • Other substances:

5 scoops or bag residue  
+ 1 teaspoon water



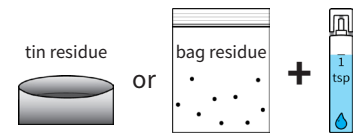
#### 3. Stir it up.

Make sure substance drug sample and water are well mixed.

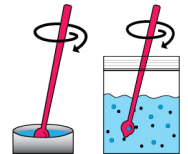


### Injection Drug Use

#### 1. Set aside syringe until results are ready.



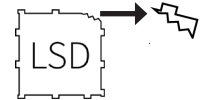
#### 2. Add 1 teaspoon water to drug residue in tin or bag.



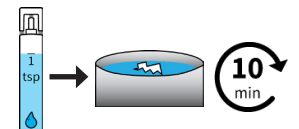
#### 3. Stir well.

### Blotter LSD

#### 1. Tear or cut off a small corner of paper to test.



#### 2. Soak corner of paper in 1 teaspoon of water for 10 minutes.

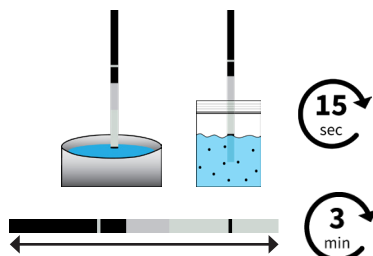


## 3 Test mixture

#### 1. Hold strip in mixture for 15 seconds.

#### 2. Place strip on flat surface for 3 minutes.

#### 3. Read results:



1 red line = fentanyl detected



2 red lines = no fentanyl detected

## 4 What to do if fentanyl is present in your sample

- Don't use the drug.
- Keep **naloxone** available.
- In case of an overdose, call 911 and provide rescue breathing until help arrives.
- Use less and go slowly.
- Use with others and take turns.
- Call **Never Use Alone: 800-484-3731**.