



## Oneida Business Committee

Emergency Meeting  
9:15 AM Friday, July 15, 2022  
BC Conference Room, 2nd floor, Norbert Hill Center

### Agenda

---

Meeting agenda is available here: [oneida-nsn.gov/government/business-committee/agendas-packets/](https://oneida-nsn.gov/government/business-committee/agendas-packets/). Materials for the "General Tribal Council" section of the agenda, if any, are available to enrolled members of the Oneida Nation; to obtain a copy, visit the Government Administrative Office, 2nd floor, Norbert Hill Center and present a valid Tribal I.D. or go to <https://goo.gl/uLp2jE>. Scheduled times are subject to change.

#### I. CALL TO ORDER

#### II. OPENING

#### III. ADOPT THE AGENDA

#### V. GENERAL TRIBAL COUNCIL

- A. Determine next steps for the semi-annual General Tribal Council meeting scheduled on July 19, 2022  
Sponsor: Tehassi Hill, Chairman

#### VI. ADJOURN

Posted on the Oneida Nation's official website, [www.oneida-nsn.gov](http://www.oneida-nsn.gov) pursuant to the Open Records and Open Meetings law (§ 107.14.)

The meeting packet of the open session materials for this meeting is available by going to the Oneida Nation's official website at: [oneida-nsn.gov/government/business-committee/agendas-packets/](https://oneida-nsn.gov/government/business-committee/agendas-packets/)

For information about this meeting, please call the Government Administrative Office at (920) 869-4364 or (800) 236-2214

Determine next steps for the semi-annual General Tribal Council meeting scheduled on July 19, 2022

### Business Committee Agenda Request

1. Meeting Date Requested: 07/15/22

2. General Information:

Session:  Open  Executive – must qualify under §107.4-1.  
Justification: *Choose reason for Executive.*

3. Supporting Documents:

- Bylaws
- Contract Document(s)
- Correspondence
- Draft GTC Notice
- Draft GTC Packet
- E-poll results/back-up
- Other: *Describe*
- Fiscal Impact Statement
- Law
- Legal Review
- Minutes
- MOU/MOA
- Petition
- Presentation
- Report
- Resolution
- Rule (adoption packet)
- Statement of Effect
- Travel Documents

4. Budget Information:

- Budgeted
- Budgeted – Grant Funded
- Unbudgeted
- Not Applicable
- Other: *Describe*

5. Submission:

Authorized Sponsor: Tehassi Hill, Chairman

Primary Requestor: \_\_\_\_\_

Additional Requestor: (Name, Title/Entity)

Additional Requestor: (Name, Title/Entity)

Submitted By: LLIGGINS



To: Oneida Business Committee

From: Tehassi tasi Hill, Chairman

Date: July 14, 2022

Re: Calling for an Emergency Oneida Business Committee Meeting – July 15, 2022, 9:15 a.m.

---

Per the Open Records and Open Meetings law, section 7.14-4., emergency meetings of the Oneida Business Committee (OBC) shall be held upon at least twenty-four (24) hours advance public notice unless, for good cause, such notice is impossible or impractical.

In accordance with the above section, I am calling for an emergency OBC meeting to be held, July 15, 2022, at 9:15 a.m. This meeting is regarding the semi-annual General Tribal Council meeting scheduled for July 19, 2022.

Thank you for consideration to this request.



Oneida Nation  
Oneida Business Committee  
PO Box 365 • Oneida, WI 54155-0365  
[oneida-nsn.gov](http://oneida-nsn.gov)



## MEMORANDUM

**TO:** Oneida Business Committee

**FROM:** Tehassi Hill, Chairman

**DATE:** July 14, 2022

**SUBJECT:** Assessment of the July 19, 2022, semi-annual General Tribal Council meeting

---

The Oneida Business Committee scheduled a semi-annual General Tribal Council (GTC) meeting for July 19, 2022. In those meeting materials, notice was provided to the membership that the meeting could be canceled if the most current Centers for Disease Control and Prevention (CDC) guidance to monitor COVID-19 Community levels were beyond “low”.

As of July 14, 2022, Brown County has been identified as “medium” and Outagamie County as “low”. COVID-19 Community Level at “high” and “medium” risk means there are increasing numbers of individuals experiencing severe illness and actions taken today can help prevent and protect from severe illness.

Please note, at the July 13, 2022, regular BC meeting, action was taken to change the safety protocols previously in place for seating. This change reverted the seating in the Three Clans Ballroom and Iroquois Complex to their usual capacities, leaving socially distanced seating Great Lakes Complex only.

At the July 17, 2017, Semi-Annual General Tribal Council meeting the GTC adopted a motion which directed that, “the Oneida Business Committee shall not cancel any duly called General Tribal Council meeting, unless it is for the health and safety of our tribal members.”

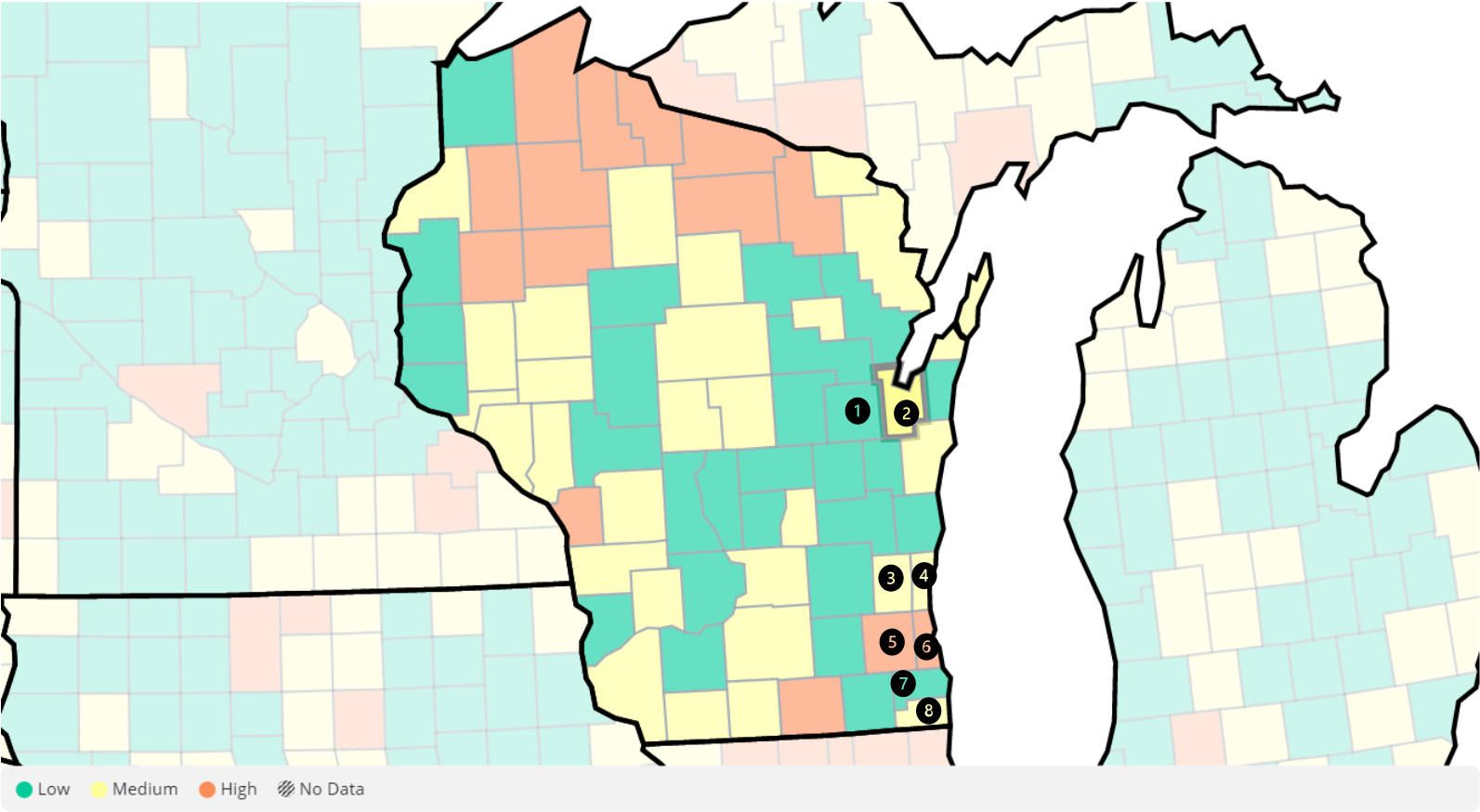
In prior cancellations in 2021 and 2022, the decision of the Oneida Business Committee has been a public health measure to ensure that our members are not brought together resulting in a ‘COVID-19 super spreader’ event causing harm to members of all ages by contracting COVID-19.

The Oneida Business Committee will need to conduct this assessment and make a determination regarding the status of the July 19, 2022, semi-annual GTC meeting.

---

<sup>1</sup> <https://www.cdc.gov/coronavirus/2019-ncov/science/community-levels-countymap.html>

COVID-19 Community Levels in Brown County, Wisconsin



Thu Jul 14 2022 22:29:45 GMT-0500

1	Outagamie	Low
2	Brown	Medium
3	Washington	Medium
4	Ozaukee	Medium
5	Waukesha	High
6	Milwaukee	High
7	Racine	Low
8	Kenosha	Medium




Oneida Nation  
Oneida Business Committee  
PO Box 365 • Oneida, WI 54155-0365  
[oneida-nsn.gov](http://oneida-nsn.gov)



## MEMORANDUM

**TO:** Oneida Business Committee

**FROM:** Lisa Liggins, Secretary 

**DATE:** July 14, 2022

**SUBJECT:** Prior GTC Meeting Attendance Statistics

---

Attached you will find General Tribal Council (GTC) Meeting Attendance Statistics from a few randomly selected GTC meetings. If you would like to review additional reports, they are located here: G:\General Tribal Council\GTC Attendance Statistics

I confirmed with the Trust Enrollment Department that the counties included in the “Milwaukee Area” section of the report are:

- Washington
- Ozaukee
- Waukesha
- Milwaukee
- Racine
- Kenosha

Thank you.

Members Only Packet

Age Groups	On Reservation		Brown/Outagamie Counties		Milwaukee Area		State of Wisconsin		Out of State or Location Unknown		Total
	Female	Male	Female	Male	Female	Male	Female	Male	Female	Male	
18-20	32	36	17	17	0	0	1	3	0	0	106
21-54	321	228	187	152	12	10	29	28	2	4	973
55-61	83	43	55	30	5	3	14	7	1	0	241
62-64	34	22	16	11	0	4	3	1	2	0	93
65-69	41	21	18	13	4	5	5	2	3	0	112
70-74	44	22	9	11	5	0	3	2	0	0	96
75-79	18	8	11	3	2	2	2	2	0	0	48
80-84	20	7	7	3	1	0	1	1	0	0	40
85-89	7	2	2	0	0	0	0	0	0	0	11
90-94	2	1	1	1	0	0	0	0	0	0	5
95+	0	0	0	0	0	0	0	0	0	0	0
Total:	602	390	323	241	29	24	58	46	8	4	1,725

Prepared by: Kelly Danforth  
 1/22/20 Payment Administrator

Members Only Packet

Age Groups	On Reservation		Brown/Outagamie Counties		Milwaukee Area		State of Wisconsin		Out of State or Location Unknown		Total
	Female	Male	Female	Male	Female	Male	Female	Male	Female	Male	
18-20	28	31	13	10	0	1	1	2	0	0	86
21-54	304	249	185	158	8	7	24	24	0	7	966
55-61	89	35	55	26	7	3	14	5	3	0	237
62-64	28	17	14	5	2	4	5	0	0	0	75
65-69	47	28	24	18	4	3	6	1	0	0	131
70-74	36	26	14	9	1	2	1	4	0	0	93
75-79	21	9	11	8	1	1	4	3	1	0	59
80-84	15	9	5	0	2	0	2	1	0	0	34
85-89	7	2	3	0	0	0	0	1	0	0	13
90-94	2	1	1	1	0	0	0	0	0	0	5
95+	0	0	0	0	0	0	0	0	0	0	0
Total:	577	407	325	235	25	21	57	41	4	7	1,699

Prepared by: Kelly Danforth  
 3/27/19 Payment Administrator



Members Only Packet

Age Groups	On Reservation		Brown/Outagamie Counties		Milwaukee Area		State of Wisconsin		Out of State or Location Unknown		Total
	Female	Male	Female	Male	Female	Male	Female	Male	Female	Male	
18-20	41	34	12	10	0	0	0	2	0	0	99
21-54	357	246	189	156	16	7	21	27	4	1	1,024
55-61	90	40	49	33	7	2	11	5	4	1	242
62-64	30	19	16	10	4	6	3	1	1	0	90
65-69	46	26	21	17	7	6	4	3	0	0	130
70-74	48	24	13	9	6	1	3	3	0	0	107
75-79	22	8	11	7	1	1	2	3	2	0	57
80-84	17	11	7	1	1	0	1	1	0	0	39
85-89	9	2	3	0	0	0	0	1	0	0	15
90-94	2	1	1	1	0	0	0	0	0	0	5
95+	0	0	0	0	0	0	0	0	0	0	0
Total:	662	411	322	244	42	23	45	46	11	2	1,808

Prepared by: Kelly Danforth  
 9/18/19 Payment Administrator

Members Only Packet

Age Groups	On Reservation		Brown/Outagamie Counties		Milwaukee Area		State of Wisconsin		Out of State or Location Unknown		Total
	Female	Male	Female	Male	Female	Male	Female	Male	Female	Male	
18-20	35	17	16	13	0	1	4	1	1	0	88
21-54	324	261	197	148	16	7	29	30	5	7	1,024
55-61	93	58	51	31	9	9	12	10	4	2	279
62-64	38	18	15	12	1	2	4	3	0	0	93
65-69	31	28	21	6	3	1	4	0	2	0	96
70-74	29	21	13	10	0	2	4	3	0	0	82
75-79	24	5	7	4	1	1	4	2	0	0	48
80-84	12	8	5	0	0	0	2	1	0	0	28
85-89	6	3	3	0	0	0	0	1	0	0	13
90-94	1	1	0	1	0	1	0	0	0	0	4
95+	1	0	0	0	0	0	0	0	0	0	1
Total:	594	420	328	225	30	24	63	51	12	9	1,756

Prepared by: Kelly Danforth  
 1/30/18 Payment Administrator

Date: 8/22/17  
 Time: 10:43:15  
 Prepared by: Cheryl Skolaski  
 Enrollment Director

GTC Meeting Attendance Statistics  
 Meeting Date: 8/14/2017

Page: 1  
 TEGGTCSTA TETGTCSTA

<u>Age Groups</u>	<u>On Reserv Female</u>	<u>On Reserv Male</u>	<u>Brwn/Outag Cnty Female</u>	<u>Brwn/Outag Cnty Male</u>	<u>Milw Area Female</u>	<u>Milw Area Male</u>	<u>State of WI Female</u>	<u>State of WI Male</u>	<u>Out of State/Unkn Locat Female</u>	<u>Out of State/Unkn Locat Male</u>	<u>Total</u>
18-24	76	86	41	27	2	0	7	7	2	3	251
25-34	107	80	73	40	4	1	4	6	3	3	321
35-44	114	75	60	32	5	5	9	9	0	5	314
45-54	107	80	55	44	6	5	13	5	1	1	317
55-64	134	75	59	40	9	9	11	11	3	3	354
65-74	82	56	30	18	10	3	13	4	1	1	218
75-999	57	21	15	8	3	2	5	4	0	0	115
<b>Total:</b>	<b>677</b>	<b>473</b>	<b>333</b>	<b>209</b>	<b>39</b>	<b>25</b>	<b>62</b>	<b>46</b>	<b>10</b>	<b>16</b>	<b>1,890</b>

Members Only Packet

Age Groups	On Reservation		Brown/Outagamie Counties		Milwaukee Area		State of Wisconsin		Out of State or Location Unknown		Total
	Female	Male	Female	Male	Female	Male	Female	Male	Female	Male	
18-20	15	21	11	7	1	0	1	1	2	0	59
21-54	338	245	173	144	13	13	36	21	5	12	1,000
55-61	92	49	36	27	6	8	11	7	2	0	238
62-64	32	24	15	16	3	4	4	3	2	0	103
65-69	46	32	19	13	5	3	3	2	1	0	124
70-74	26	16	10	4	2	2	6	5	2	0	73
75-79	23	17	7	2	1	1	1	2	0	0	54
80-84	15	7	6	0	1	0	0	0	0	0	29
85-89	6	4	1	1	0	0	0	1	0	0	13
90-94	3	0	0	0	0	1	0	0	0	0	4
95+	0	0	0	0	0	0	0	0	0	0	0
Total:	596	415	278	214	32	32	62	42	14	12	1,697

Prepared by: Trina Villegas  
 4/13/16 Payment Administrator

Members Only Packet

Age Groups	On Reservation		Brown/Outagamie Counties		Milwaukee Area		State of Wisconsin		Out of State or Location Unknown		Total
	Female	Male	Female	Male	Female	Male	Female	Male	Female	Male	
21-54	266	216	160	124	14	14	24	18	6	9	851
55-61	93	52	37	30	5	8	6	5	1	0	237
62-64	14	19	15	11	3	1	5	1	1	1	71
65-69	37	29	18	10	4	2	8	1	0	0	109
70-74	27	11	12	2	1	2	6	4	1	0	66
75-79	18	18	11	1	3	1	3	3	0	0	58
80-84	11	5	3	0	1	2	0	2	0	0	24
85-89	5	2	1	2	0	0	0	1	0	0	11
90-94	1	0	0	1	0	1	0	0	0	0	3
95+	0	0	0	0	0	0	0	0	0	0	0
Total:	472	352	257	181	31	31	52	35	9	10	1,430

Prepared by: Trina Villegas  
 3/31/15 Enrollment Specialist

Oneida Comprehensive Health Division  
 Oneida Community Health Center  
 Behavioral Health Services  
 Anna John Resident Centered Care Community  
 Employee Health Nursing



**To:** Oneida Business Committee

**From:** Michelle Myers, Community/ Public Health Officer

**Date:** July 13, 2022

**RE:** Recommendation regarding the proposed seating capacity changes to the General Tribal Council (GTC) meetings

Throughout the pandemic, we have chosen to follow the science in our mitigation strategies aimed to slow the spread of COVID-19 in the Oneida Community.

In reviewing the proposed change to seating capacity, it is my recommendation that once it is determined safe to resume this in-person activity, the socially distanced floor plan remain one of the safety mitigation measures to protect participants during this activity.

1. Mitigation measures work best when layered. Examples of mitigation measures:
  - a. Being up to date on vaccinations and boosters
  - b. Properly worn masks by all
  - c. Social (Physical) distancing from those outside your household
  - d. Screening participants for COVID-19 symptoms
  - e. Participants presenting with illness and/ or symptoms of COVID-19 should not participate with in-person activities.
  - f. Frequent disinfecting of hands and commonly touched surfaces
  - g. A well-ventilated meeting environment
2. Participants of this activity are a COVID-19 at risk population.
  - a. Those 50 years and older and/ or members with chronic health conditions are more susceptible to COVID-19 and its complications.
  - b. Data continues to demonstrate the disproportionate impact to American Indian populations in COVID-19 cases, hospitalizations, and deaths.
  - c. Data continues to demonstrate lower COVID-19 vaccination and booster rates among the American Indian population than other Wisconsin residents.

Thank you for your consideration of this recommendation as we work together to stop the spread of COVID-19 in the Oneida community.

**CC:** Debra Danforth, Oneida Comprehensive Health Division Operations Director  
 Dr Kennard, Oneida Comprehensive Health Division Medical Director  
 Mark Powless General Manager

Mailing Address: P.O. Box 365, Oneida, WI 54155  
<https://oneida-nsn.gov/resources/health/>

Oneida Community Health Center  
 Behavioral Health Services  
 Anna John Resident Centered Care Community  
 Employee Health Nursing

525 Airport Rd., Oneida, WI 54155  
 2640 West Point Rd., Green Bay, WI 54304  
 2901 S. Overland Rd., Oneida, WI 54155  
 701 Packerland Dr., Green Bay, WI 54303

Phone: (920) 869-2711 or 1-866-869-2711  
 Phone: (920) 490-3790 or 1-888-490-2457  
 Phone: (920) 869-2797  
 Phone: (920) 405-4492

Fax: (920) 869-1780  
 Fax: (920) 490-3883  
 Fax: (920) 869-3238  
 Fax: (920) 405-4494

Oneida Comprehensive Health Division  
Oneida Community Health Center  
Behavioral Health Services  
Anna John Resident Centered Care Community  
Employee Health Nursing



July 6, 2022

Updated COVID-19 data to consider during discussions:

Extension of the Oneida Nation Public Health Emergency declaration.

Submitted by:  
Debra Danforth, Michelle Myers

Mailing Address: P.O. Box 365, Oneida, WI 54155  
<https://oneida-nsn.gov/resources/health/>

Oneida Community Health Center  
Behavioral Health Services  
Anna John Resident Centered Care Community  
Employee Health Nursing

525 Airport Rd., Oneida, WI 54155  
2640 West Point Rd., Green Bay, WI 54304  
2901 S. Overland Rd., Oneida, WI 54155  
701 Packerland Dr., Green Bay, WI 54303

Phone: (920) 869-2711 or 1-866-869-2711  
Phone: (920) 490-3790 or 1-888-490-2457  
Phone: (920) 869-2797  
Phone: (920) 405-4492

Fax: (920) 869-1780  
Fax: (920) 490-3883  
Fax: (920) 869-3238  
Fax: (920) 405-4494

**ONEIDA NATION JURISDICTION DATA:**

**COVID-19 Case Data**

Oneida Nation COVID-19 Data

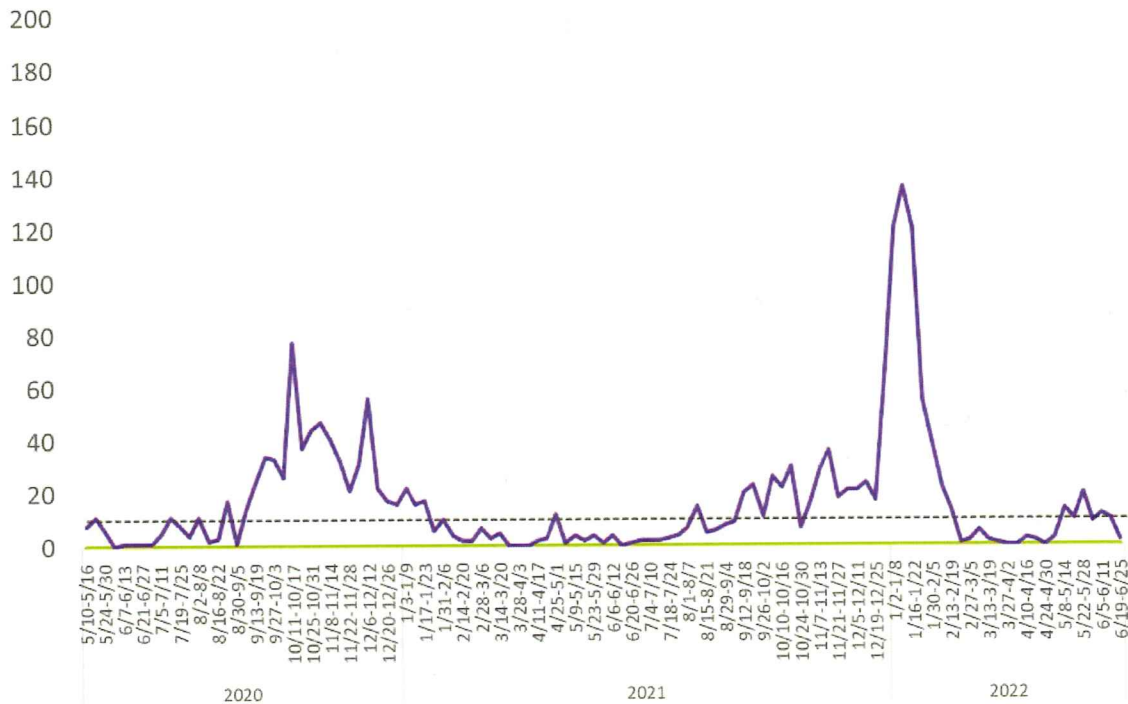
As of 7/5/2022 2:00 PM

	Confirmed Positive Cases	Deaths
Oneida Nation Total	1,868 (+1)	12
Oneida Nation - Brown County	1,088	5
Oneida Nation - Outagamie County	780	7

Hospitalizations (Ever Hospitalized): 133

Vaccine Breakthrough Cases: 516

New Weekly COVID-19 Cases  
of American Indians on Oneida Reservation



Oneida Nation Health Department retrieved 07/05//2022

<https://oneida-nsn.gov/connect/news/oneida-nation-covid-19-resource-page/#Stats>

A good mind. A good heart. A strong fire.





## Relevant COVID-19 Case Count Data

A good mind. A good heart. A strong fire.

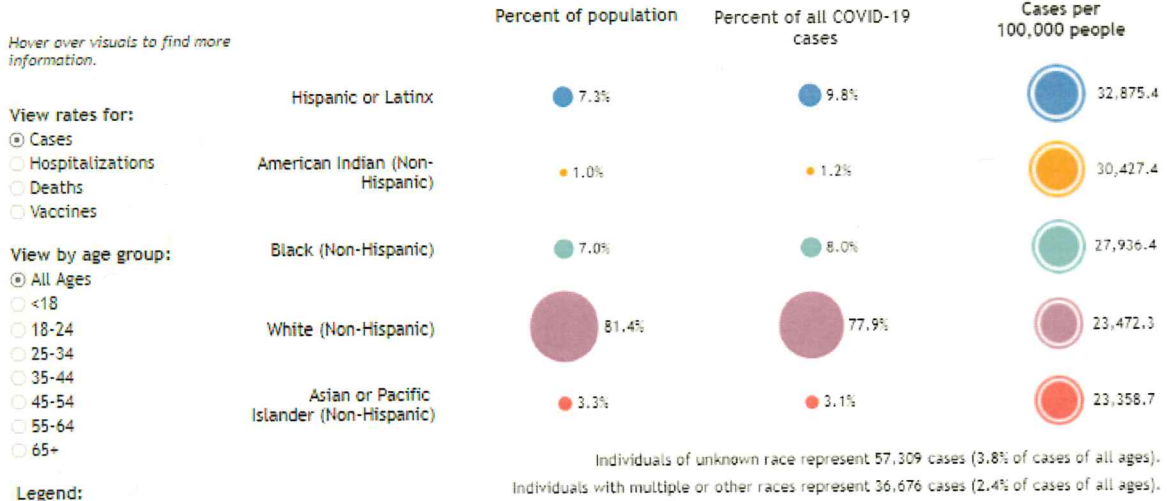


## COVID-19: Racial and Ethnic Disparities

### Data view by case rates

#### Health impact of COVID-19 by race and ethnicity

Communities of color have experienced higher rates of COVID-19 cases, hospitalizations, and deaths since the pandemic began. Compared to White Wisconsin residents, Hispanic or Latinx residents have 1.4 times greater case rates, Black residents have 1.7 times greater hospitalization rates, and American Indian residents have 1.3 times greater death rates. Even while negative outcomes are higher, vaccination rates are lower in communities of color. The highest disparities of vaccination rates exist in Black and Hispanic communities, where Black residents are 20 percent (0.8 times), and Hispanic or Latinx residents are slightly less (0.9 times) as likely to be vaccinated compared to White residents.

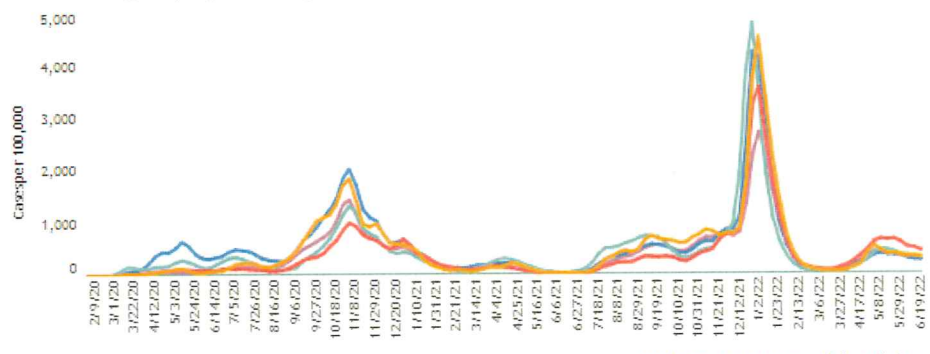


- View rates for:
- Cases
  - Hospitalizations
  - Deaths
  - Vaccines
- View by age group:
- All Ages
  - <18
  - 18-24
  - 25-34
  - 35-44
  - 45-54
  - 55-64
  - 65+

- Legend:
- American Indian (Non-Hispanic)
  - Asian or Pacific Islander (Non-Hispanic)
  - Black (Non-Hispanic)
  - Hispanic or Latinx
  - White (Non-Hispanic)

Cases  
Updated: 7/5/2022  
Total cases: 1,525,180  
Unknown race/ethnicity: 57,309 (3.8%)

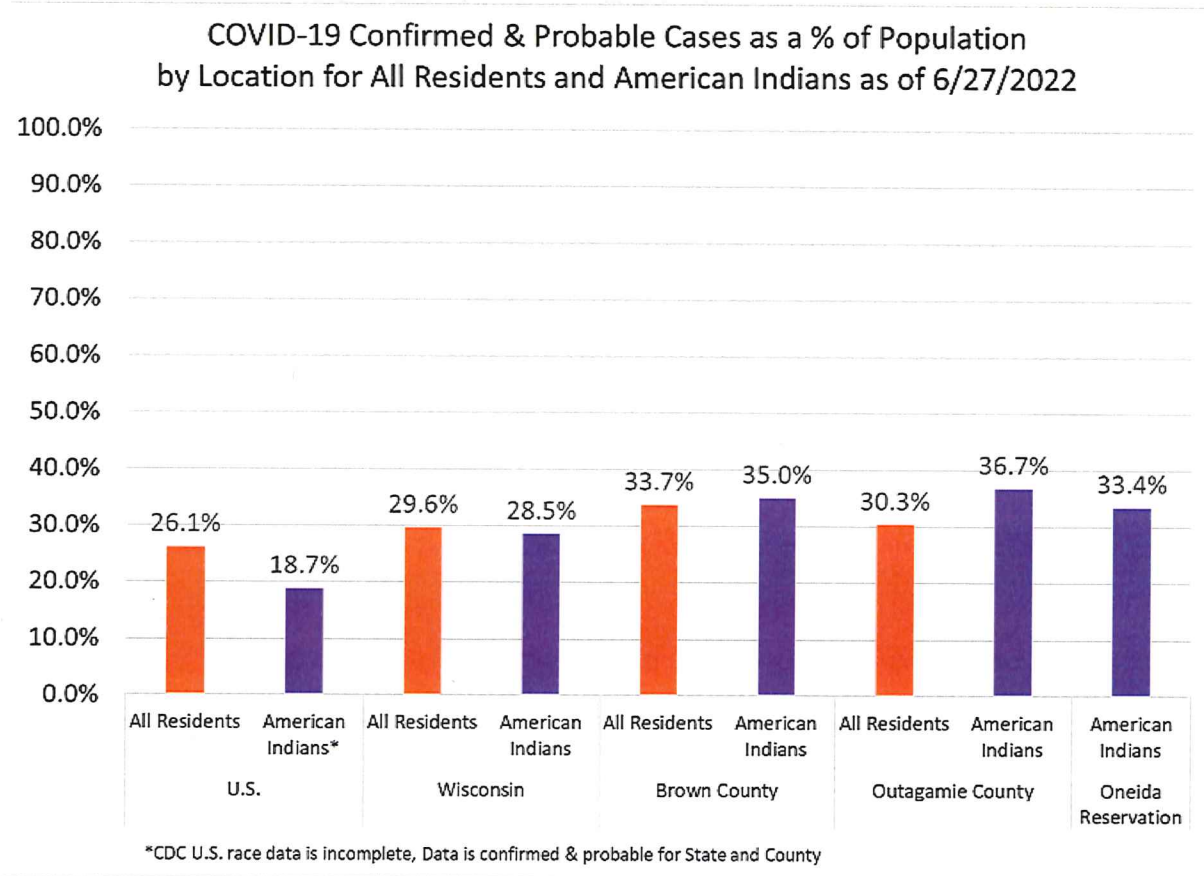
Rolling two-week cases per 100,000 people by date of symptom onset or diagnosis and race/ethnicity, for people of all ages



WI Department of Health Services- Public Health retrieved 07/05/2022  
<https://www.dhs.wisconsin.gov/covid-19/disparities.htm>

A good mind. A good heart. A strong fire.





WI Department of Health Services- Public Health  
<https://data.dhsgis.wi.gov/datasets/covid-19-historical-data-table/data>

U.S. Centers for Disease Control and Prevention  
[https://covid.cdc.gov/covid-data-tracker/#cases\\_casesinlast7days](https://covid.cdc.gov/covid-data-tracker/#cases_casesinlast7days)

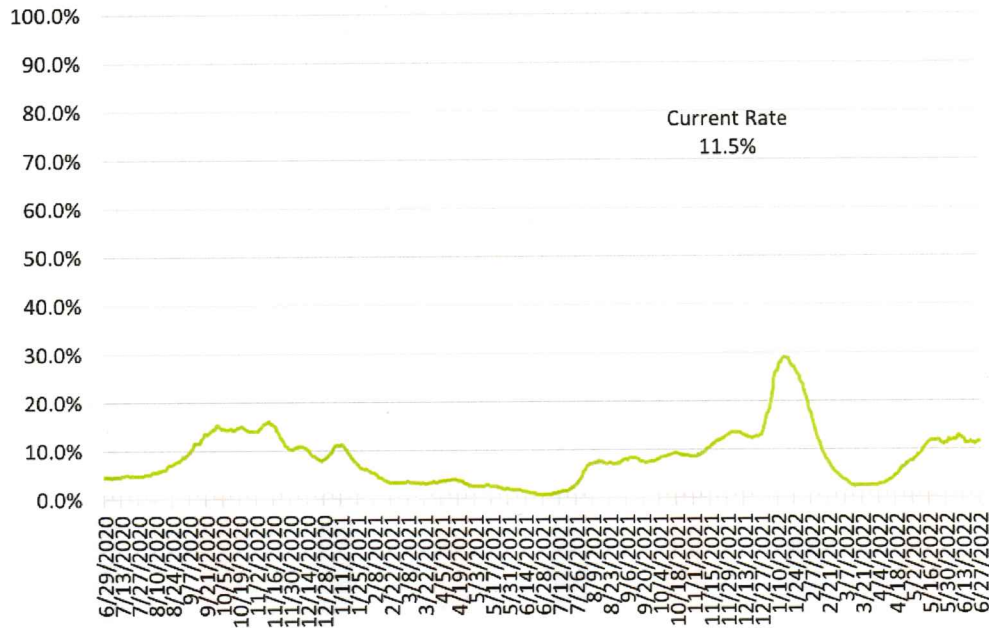
U.S. Census Bureau American Community Survey Population Estimates  
<https://data.census.gov/cedsci/advanced>

Oneida Nation Health Department  
<https://oneida-nsn.gov/connect/news/oneida-nation-covid-19-resource-page/#Stats>

A good mind. A good heart. A strong fire.

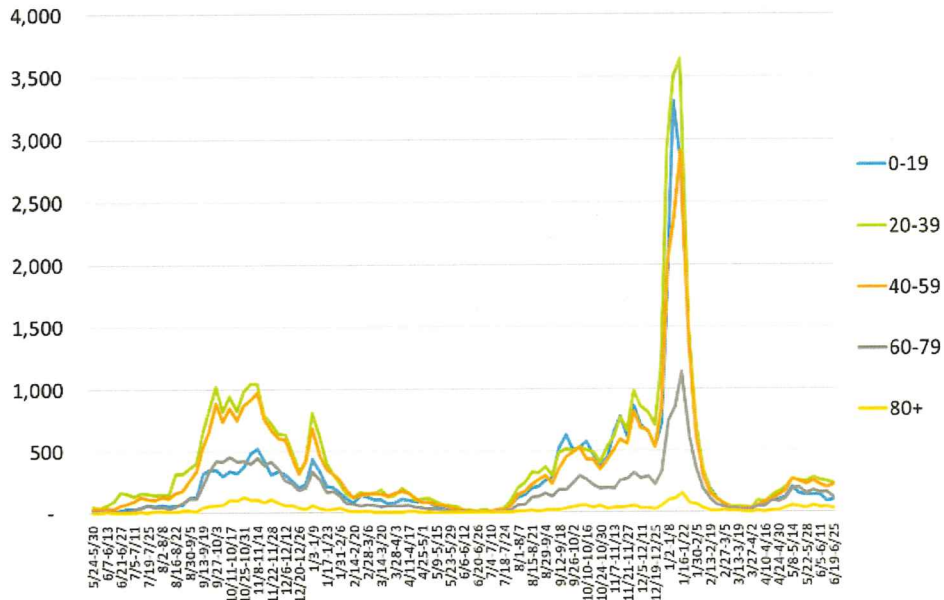


% Positive Tests for COVID-19 in 14 Previous Days  
in Brown & Outagamie Counties



WI Department of Health Services- Public Health retrieved 07/05/2022  
<https://data.dhsgis.wi.gov/datasets/covid-19-historical-data-table/data>

New Weekly Confirmed & Probable COVID-19 Cases by Age Group in  
Brown and Outagamie Counties



WI Department of Health Services- Public Health retrieved 07/05/2022  
<https://data.dhsgis.wi.gov/datasets/covid-19-historical-data-table/data>

A good mind. A good heart. A strong fire.



## Relevant COVID-19 Death Data

## COVID-19: Racial and Ethnic Disparities

### Data view by Death rates

#### Health impact of COVID-19 by race and ethnicity

Communities of color have experienced higher rates of COVID-19 cases, hospitalizations, and deaths since the pandemic began. Compared to White Wisconsin residents, Hispanic or Latinx residents have 1.4 times greater case rates, Black residents have 1.7 times greater hospitalization rates, and American Indian residents have 1.3 times greater death rates. Even while negative outcomes are higher, vaccination rates are lower in communities of color. The highest disparities of vaccination rates exist in Black and Hispanic communities, where Black residents are 20 percent (0.8 times), and Hispanic or Latinx residents are slightly less (0.9 times) as likely to be vaccinated compared to White residents.

Hover over visuals to find more information.

**View rates for:**

- Cases
- Hospitalizations
- Deaths
- Vaccines

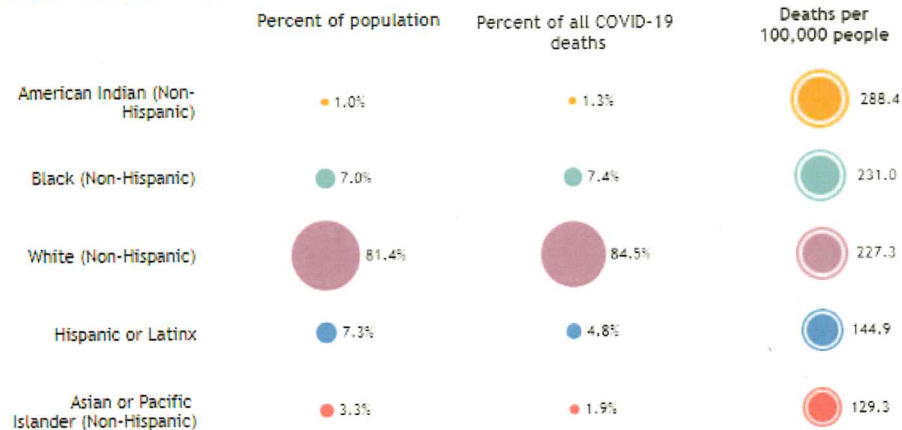
**View by age group:**

- All Ages
- <18
- 18-24
- 25-34
- 35-44
- 45-54
- 55-64
- 65+

**Legend:**

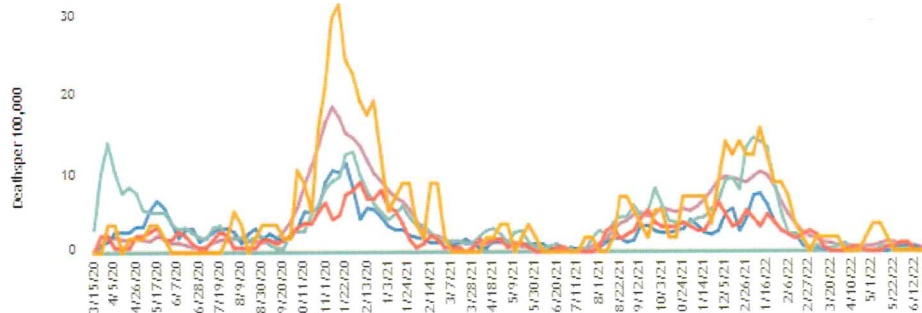
- American Indian (Non-Hispanic)
- Asian or Pacific Islander (Non-Hispanic)
- Black (Non-Hispanic)
- Hispanic or Latinx
- White (Non-Hispanic)

Deaths  
Updated: 7/5/2022  
Total deaths: 13,150  
Unknown race/ethnicity:  
247 (1.9%)



Individuals of unknown race represent 247 deaths (1.9% of deaths of all ages).  
Individuals with multiple or other races represent 135 deaths (1.0% of deaths of all ages).

Rolling two-week deaths per 100,000 people by date of death and race/ethnicity, for people of all ages



Data for the most recent week is preliminary.

WI Department of Health Services- Public Health retrieved 07/05/2022

<https://www.dhs.wisconsin.gov/covid-19/disparities.htm>

A good mind. A good heart. A strong fire.



## Relevant COVID-19 Hospitalization Data

A good mind. A good heart. A strong fire.



## COVID-19: Racial and Ethnic Disparities

### Data view by Hospitalization rates

#### Health impact of COVID-19 by race and ethnicity

Communities of color have experienced higher rates of COVID-19 cases, hospitalizations, and deaths since the pandemic began. Compared to White Wisconsin residents, Hispanic or Latinx residents have 1.4 times greater case rates, Black residents have 1.7 times greater hospitalization rates, and American Indian residents have 1.3 times greater death rates. Even while negative outcomes are higher, vaccination rates are lower in communities of color. The highest disparities of vaccination rates exist in Black and Hispanic communities, where Black residents are 20 percent (0.8 times), and Hispanic or Latinx residents are slightly less (0.9 times) as likely to be vaccinated compared to White residents.

Hover over visuals to find more information.

View rates for:

- Cases
- Hospitalizations
- Deaths
- Vaccines

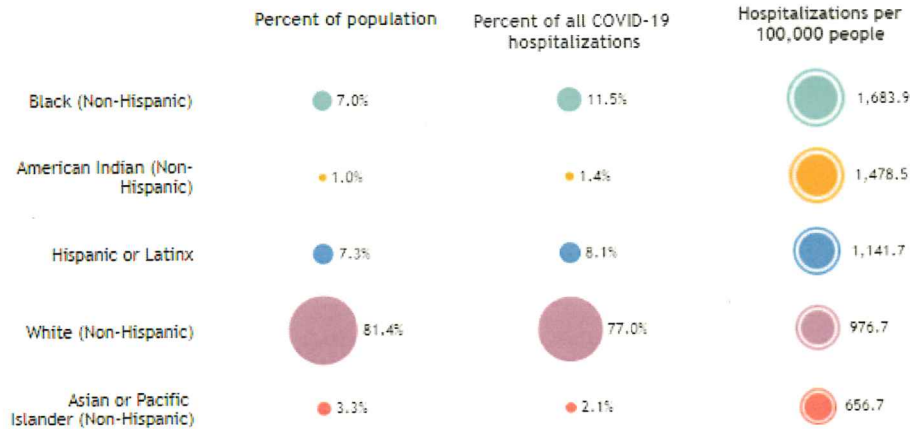
View by age group:

- All Ages
- <18
- 18-24
- 25-34
- 35-44
- 45-54
- 55-64
- 65+

Legend:

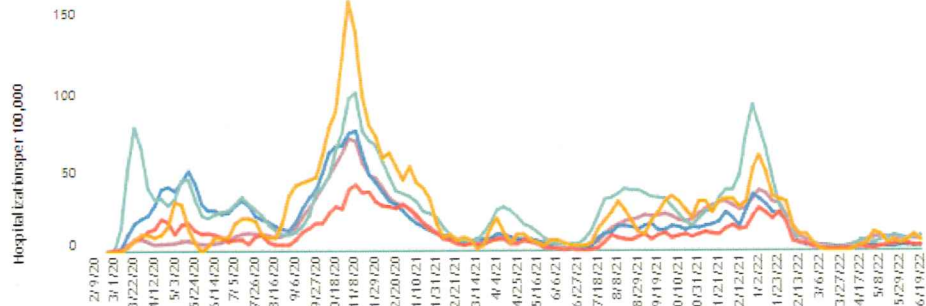
- American Indian (Non-Hispanic)
- Asian or Pacific Islander (Non-Hispanic)
- Black (Non-Hispanic)
- Hispanic or Latinx
- White (Non-Hispanic)

Hospitalizations  
Updated: 7/5/2022  
Total hospitalizations: 62,394  
Unknown race/ethnicity:  
1,478 (2.4%)



Individuals of unknown race represent 1,478 hospitalizations (2.4% of hospitalizations of all ages).  
Individuals with multiple or other races represent 671 hospitalizations (1.1% of hospitalizations of all ages).

Rolling two-week hospitalizations per 100,000 people by hospital admission date and race/ethnicity, for people of all ages



Data for the most recent week is preliminary.

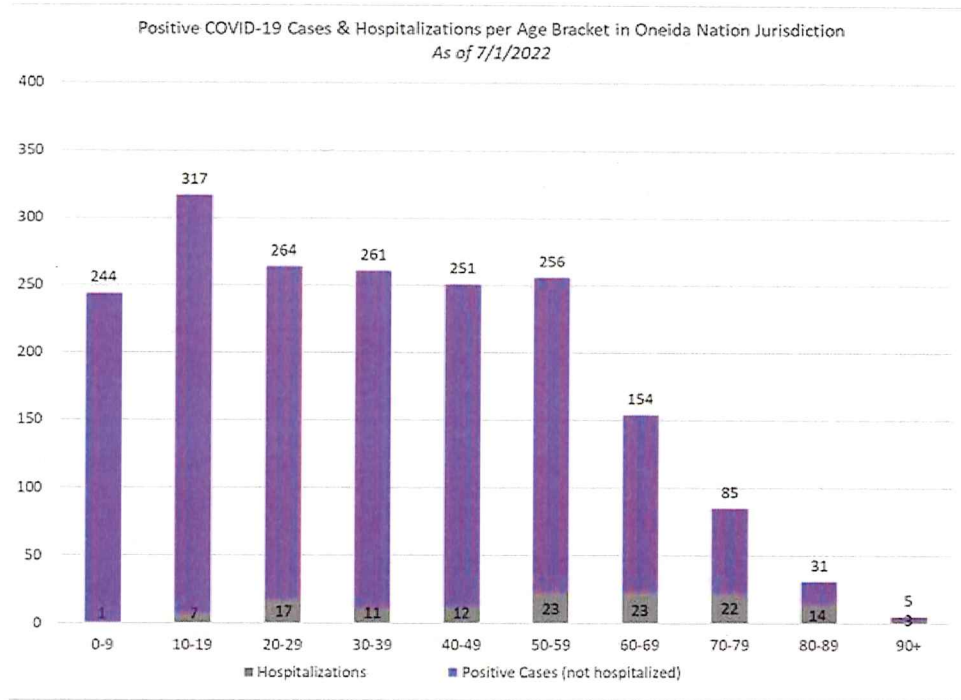
WI Department of Health Services- Public Health retrieved 07/05/2022

<https://www.dhs.wisconsin.gov/covid-19/disparities.htm>

A good mind. A good heart. A strong fire.





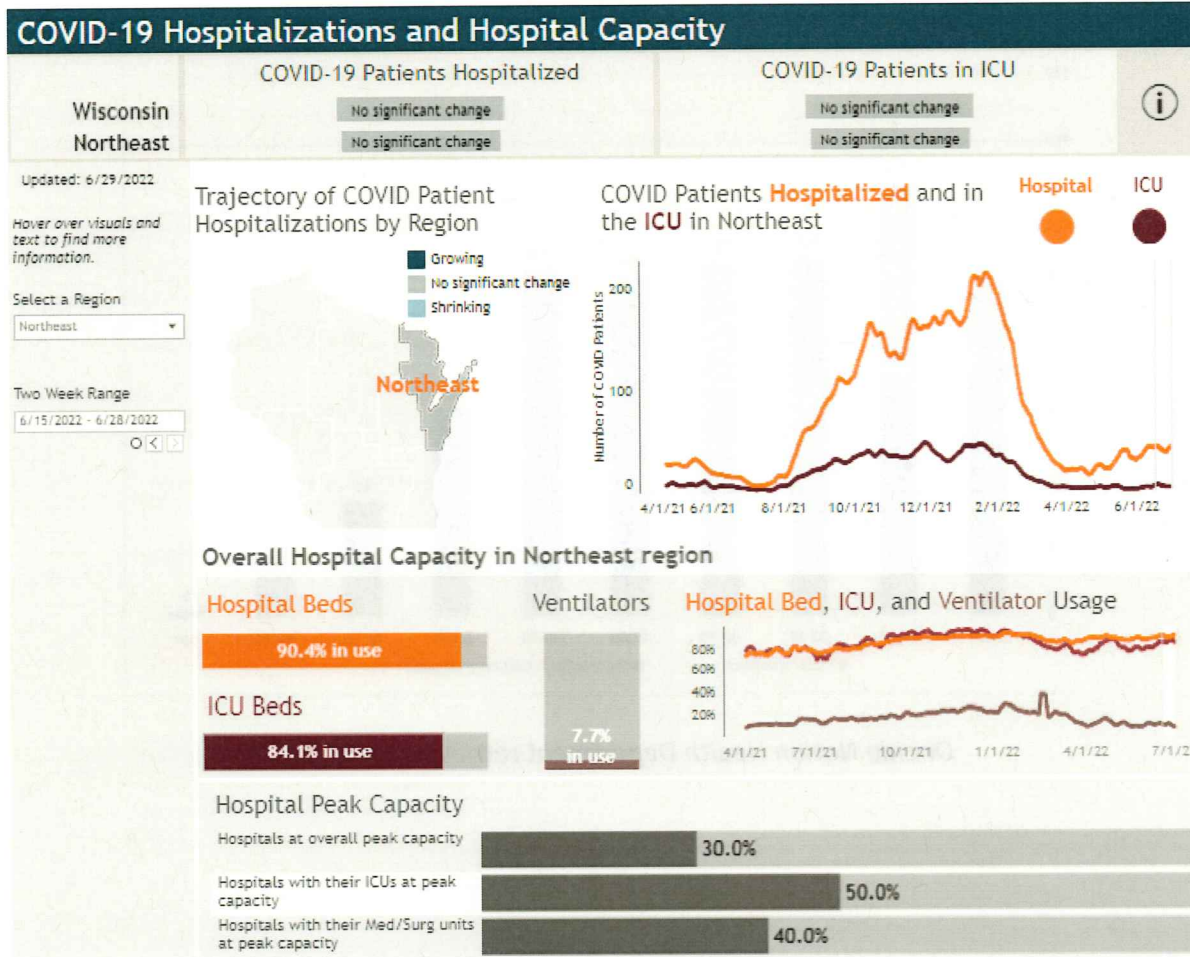


Oneida Nation Health Department retrieved 07/05/2022

A good mind. A good heart. A strong fire.



WISCONSIN: COVID-19 HOSPITALIZATIONS AND HOSPITAL CAPACITY



WI Department of Health Services- Public Health retrieved 07/05/2022

<https://www.dhs.wisconsin.gov/covid-19/hosp-data.htm>

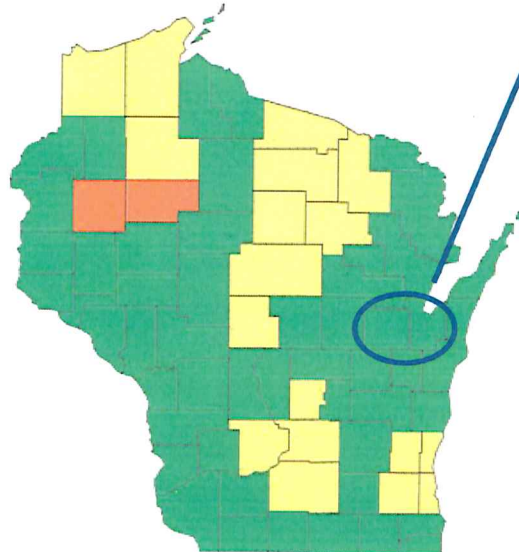
A good mind. A good heart. A strong fire.



WISCONSIN: COVID-19 COMMUNITY LEVEL

CDC COVID-19 Community Levels  
Updated: 7/1/2022

- High
- Medium
- Low



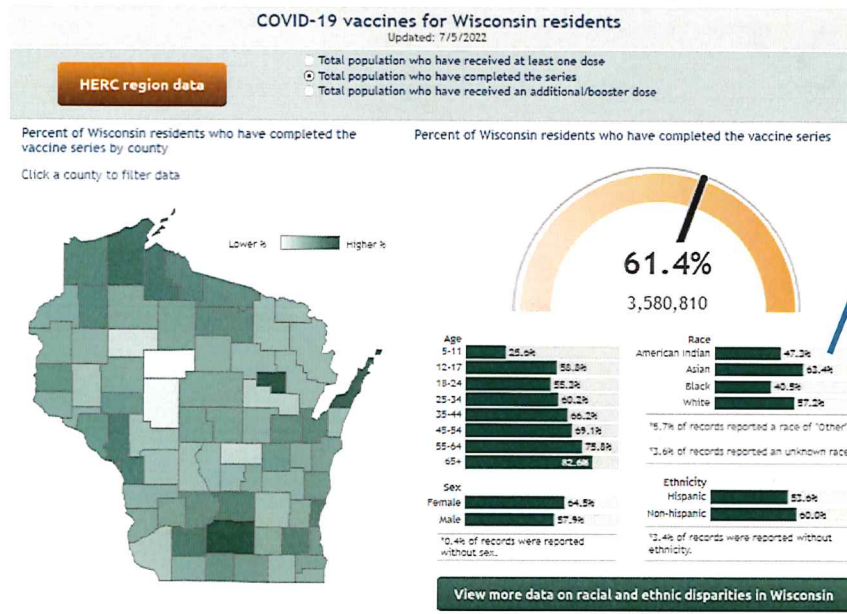
WI Department of Health Services- Public Health retrieved 07/05/2022  
<https://www.dhs.wisconsin.gov/covid-19/hosp-data.htm>

## Relevant COVID-19 Vaccination Data

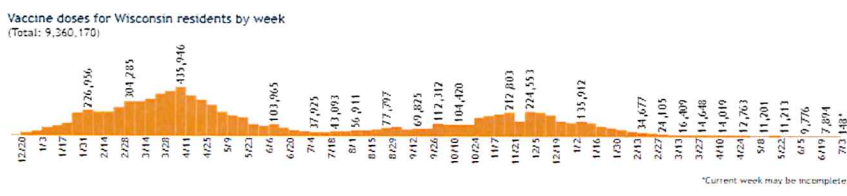
A good mind. A good heart. A strong fire.



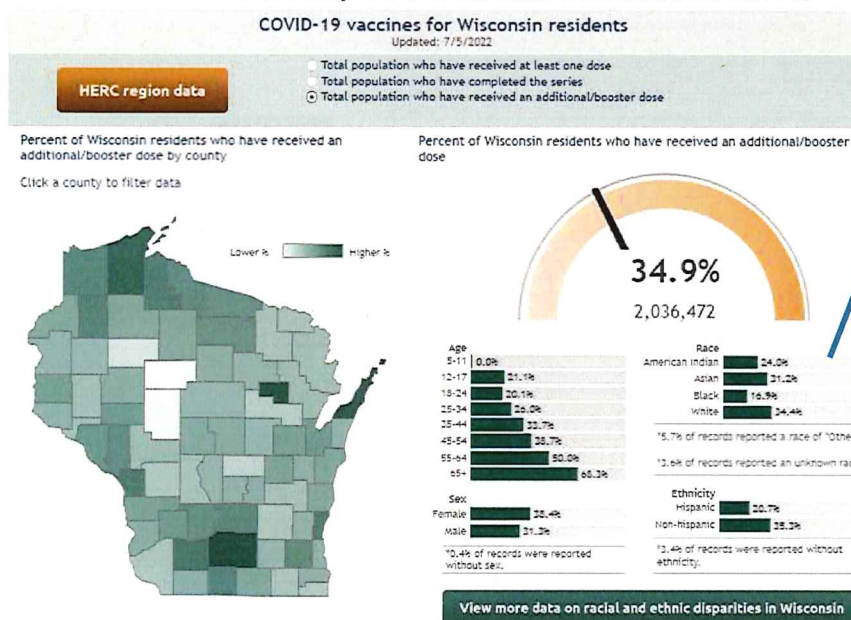
### WISCONSIN- FULLY VACCINATED AGAINST COVID-19



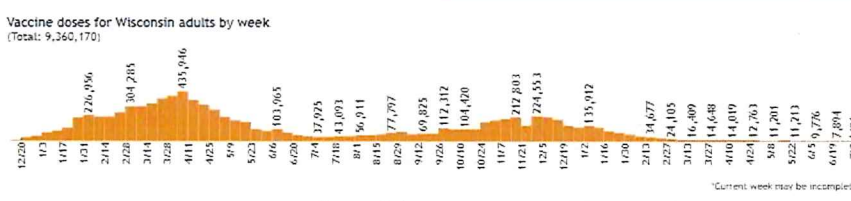
American Indian  
47.3%



### WISCONSIN- ADDITIONAL/ BOOSTER DOSE AGAINST COVID-19



American Indian  
24.0%



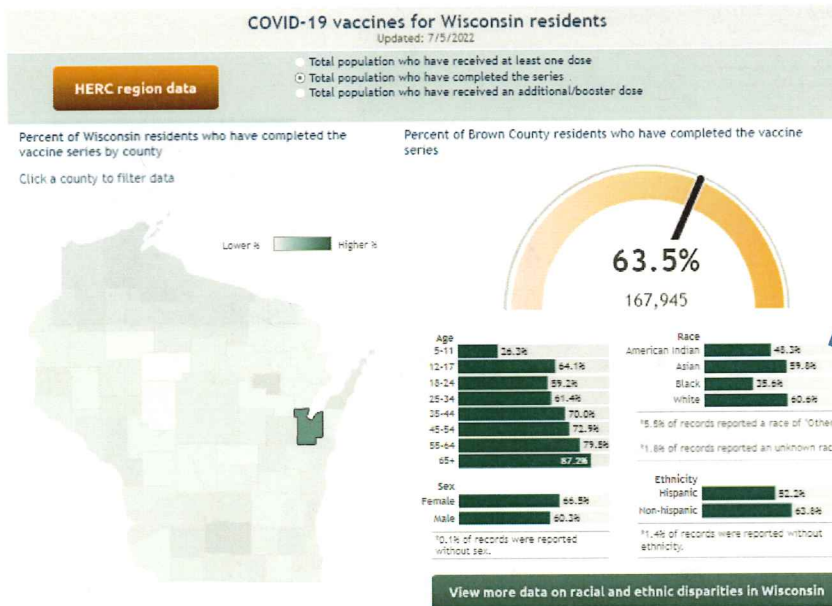
WI Department of Health Services- Public Health retrieved 07/05/2022

<https://www.dhs.wisconsin.gov/covid-19/vaccine-data.htm>

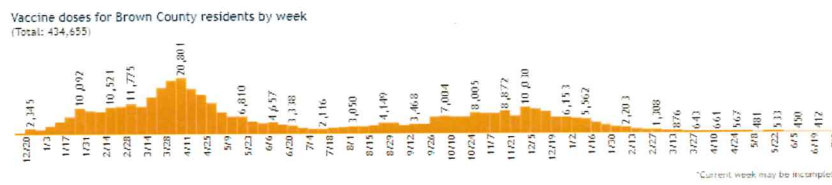
A good mind. A good heart. A strong fire.



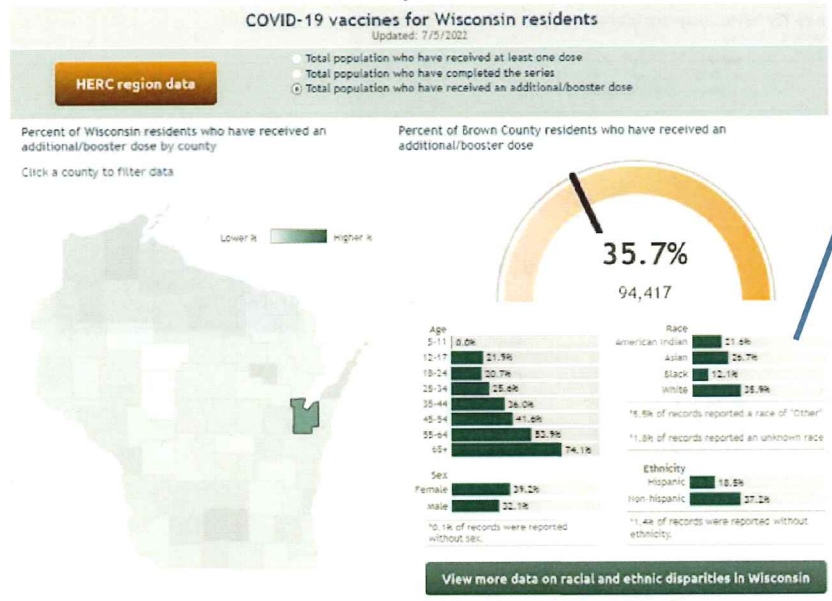
### BROWN COUNTY- FULLY VACCINATED AGAINST COVID-19



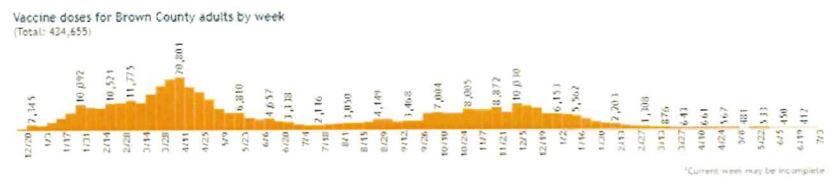
American Indian  
48.3%



### BROWN COUNTY- ADDITIONAL/ BOOSTER DOSE AGAINST COVID-19



American Indian  
21.6%



WI Department of Health Services- Public Health retrieved 07/05/2022

<https://www.dhs.wisconsin.gov/covid-19/vaccine-data.htm>

A good mind. A good heart. A strong fire.



### OUTAGAMIE COUNTY- FULLY VACCINATED AGAINST COVID-19

COVID-19 vaccines for Wisconsin residents

Updated: 7/5/2022

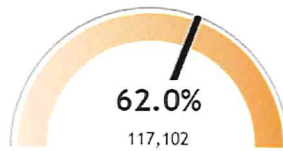
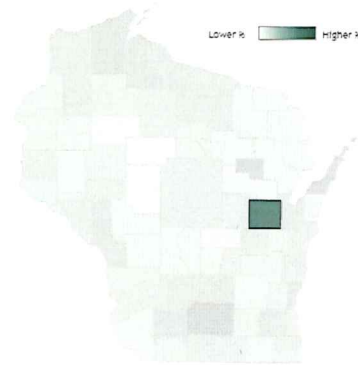
HERC region data

- Total population who have received at least one dose
- Total population who have completed the series
- Total population who have received an additional/booster dose

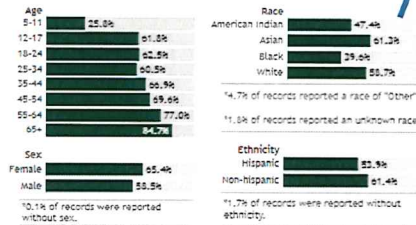
Percent of Wisconsin residents who have completed the vaccine series by county

Percent of Outagamie County residents who have completed the vaccine series

Click a county to filter data

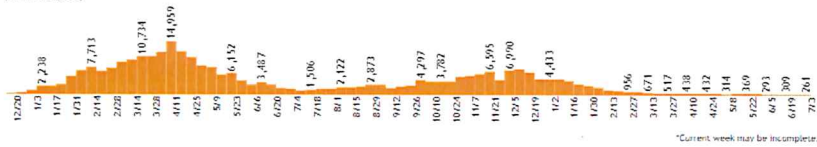


American Indian  
47.4%



View more data on racial and ethnic disparities in Wisconsin

Vaccine doses for Outagamie County residents by week (Total: 302,356)



### OUTAGAMIE COUNTY- ADDITIONAL/ BOOSTER DOSE AGAINST COVID-19

COVID-19 vaccines for Wisconsin residents

Updated: 7/5/2022

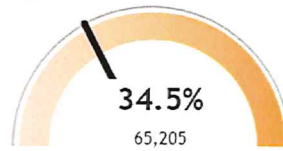
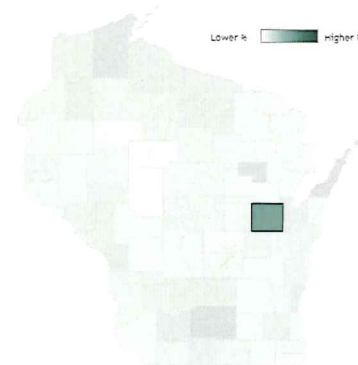
HERC region data

- Total population who have received at least one dose
- Total population who have completed the series
- Total population who have received an additional/booster dose

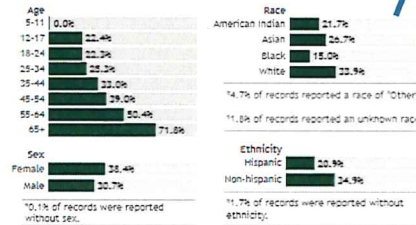
Percent of Wisconsin residents who have received an additional/booster dose by county

Percent of Outagamie County residents who have received an additional/booster dose

Click a county to filter data



American Indian  
21.7%



View more data on racial and ethnic disparities in Wisconsin

Vaccine doses for Outagamie County adults by week (Total: 302,356)



WI Department of Health Services- Public Health retrieved 07/05/2022

<https://www.dhs.wisconsin.gov/covid-19/vaccine-data.htm>

A good mind. A good heart. A strong fire.

