

FY-2021 Quarterly Report (Oct 2020 – Dec 2020)

Environmental, Health, Safety, Land and Agriculture Division
Patrick Pelky – Division Director

Goal #1 Food Sovereignty - Objectives and Metrics

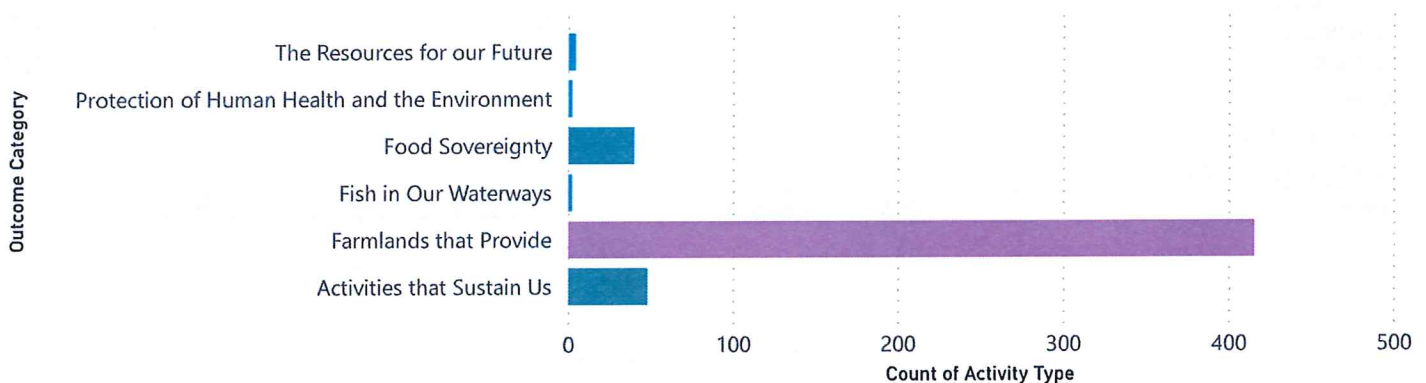
Outcome/Goal

Food sovereignty with traditional and locally grown foods, benefits Oneida members through healthier food choices, stronger local economy and diversification of Oneida Nation enterprises. Tsyunhehkwa maintains Oneida's agricultural heritage of white corn planting, harvesting and processing. Eco-Services, Environmental Health and Environmental Quality provide technical assistance, food safety and training, and ensure regulatory compliance. The Oneida Nation Farm and Orchard provide products for revenue generation. The Oneida Community Integrated Food System provides outreach and education and aids in locally grown food distribution opportunities. The Oneida Nation Cannery provides food processing services and training that supports Oneida grown food distribution in the community.

Measurement:

Category	Measure of Success
Wetlands, Streams and Surface Waters	IBI Index, increased fish populations, improved water quality, improved wetland functions result in reductions of nitrogen and phosphorus
Sustaining Habitat for Wildlife	Increased harvest numbers and increased variety of animal and plant species, IBI Index
Farmlands that Provide	Number of implemented conservation, grazing and nutrient management plans. Amount of food raised or grown and processed for distribution within the Oneida Community. Improved soil and surface water quality measures.

Categories Supporting Food Sovereignty



FY-2021 Quarterly Report (Oct 2020 – Dec 2020)

Environmental, Health, Safety, Land and Agriculture Division
Patrick Pelky – Division Director

Goal #1 Food Sovereignty Accomplishments

Food Sovereignty Activities

Activity Type	Activity Count	Acres Impacted
Agriculture Technical Assistance	141	3,485.80
External Agricultural Collaborations	28	
Federal Regulatory	1	
Fisheries Management	2	
Food Sovereignty and Security Projects	21	
Food Sovereignty or Agricultural Program Administration, Development and Evaluation	6	
Hemp Program	9	
Information Management	12	
Oneida Farmers Market	13	
Oneida Regulatory	1	
Picking & Harvest	1	
Policy Analysis Request	1	
Reporting	13	
Staff Meeting	2	
Technical or Professional Workgroup	10	
Tsyunhehkwa Program Administration, Development and Evaluation	1	
White Corn Activities	5	1.00
Workforce Management	8	
Youth Agricultural Workshops	10	
Total	285	3,486.80

Activities Supporting Food Sovereignty

Activity Type	Activity Count	Acres Impacted
Field Work	28	
Grant Administration - Conservation	1	
Grant Administration - Land and Resource Management	4	
Information Management	4	
Information Management - Conservation	2	
NEPA Agricultural Trust Land	1	14.00
Oneida Nation Orchard	44	
Phase 1 All Appropriate Inquiry (AAI)	1	19.72
Registration and Harvest Data Collection	1	
Survey Technical Assistance	3	2.00
Tsyunhehkwa Farm	61	2.00
Total	150	37.72

FY21 Deer Harvest
158

Conservation Licenses

Month	Fall Turkey	Fishing Only	Sportsman License	Spring Turkey	Sustenance
11/30/2020	33	1	164	38	
10/31/2020	35	2	113	31	1
12/31/2020	1	1	2		
Total	69	4	279	69	1

FY-2021 Quarterly Report (Oct 2020 – Dec 2020)

Environmental, Health, Safety, Land and Agriculture Division
Patrick Pelky – Division Director

Goal #1 Food Sovereignty Accomplishments

Tsyunhehkwa Updates

- Provided white corn for Santa meal to go event & volunteered time for the event
- 2 head of cattle harvested for Indigenous Diet & Healing Grant and the Emergency Food Pantry.
- 1,500 pounds of white corn processed for the holiday season for the cannery
- Regenerative Agriculture training and ACRES Conference.
- White Corn Seed Braids for Tsy Seed Bank completed.
- 2020 White Corn crop harvested
- 4 community members traded/bartered for tobacco.
- #6 is being sold to Oneida Market
- Partnered with 7 outside entities to enhance food security and food sovereignty activities.
- Completed pasture fencing at TSY. 2.
- Eggs donated to the emergency food pantry.
- OCIFS meetings resumed.

Goal #1 Community Engagement	By 2021, the Oneida Cannery will increase the Oneida community's knowledge of traditional and conventional food processing by engaging 10,000 people through education opportunities that create skills and raise awareness.			
2021 Lead/Lag Measure	Oct	Nov	Dec	Annual total
# of Educational Opportunities	4	3	2	9
# of Participants	230	211	150	591
Community Food Processing Lbs.	325	50	0	375

Goal #2 Operational Sustainability	By 2021, the Oneida Cannery will process 30,000 lbs of white corn and 12,000 lbs of other foods to provide sufficient year-round and seasonal products to internal outlets which include: Oneida Nation programs, Oneida Nation School System, Oneida Market, and One-Stops, Special orders and Radisson			
2021 Lead/Lag Measure	Oct	Nov	Dec	Annual total
lbs. of White Corn Processed	576	610	680	1866
lbs. of Other Foods Processed	106.38	1800	500	1956.38
Total Sales (Sales, Orders, Workshops)	\$3908.45	\$5714.20	\$4146.60	\$13,769.25

Goal #3 Development	By 2021, the Oneida Cannery will develop a series of new food products with traditional and conventional methods to increase knowledgebase while improving community options for healthy food choices.			
2021 Lead/Lag Measure	Oct	Nov	Dec	Annual total
# New White corn Products R&D	0	0	2	2
# New Value Products in R&D	0	0	0	0

FY-2021 Quarterly Report (Oct 2020 – Dec 2020)

Environmental, Health, Safety, Land and Agriculture Division

Patrick Pelky – Division Director

Goal #1 Food Sovereignty - FY21 Qtr 2 Expectations

FY21 Expectations - Food Action Plan

FY21 Planned Activities

- 8,000 Extended Growth Walleye for Osnuhsa and Quarry Park
- Allow Access to 6 Acres of Tillable Land for Gardens
- Allow Access to Equipment Needed to Garden
- Allow Designated Community Members to Harvest any of the 32 Berry Plants
- Amend Pheasant Stocking Plan Acquire Straight Run Purchase
- Chaos garden planting
- CSA Agreements for Product Boxes
- Distribution of seeds and plants
- Distribution of Value-Added Products
- Egg collection and distribution
- Ensure Healthy Apple Trees
- Ensure Healthy Pear Trees
- Food Plot and Habitat Enhancement
- Garden Tilling service
- Grass fed beef meat delivery to pantry
- Green Corn Harvest
- Husking Bee
- Increase Harvesting Bag and Possession Limits
- Number 6 Harvest
- Plant 3 acres of Sweetcorn
- Plant 8 to 10 Acres of Squash & Pumpkins
- Plant Community White Corn Plot
- Plant cool season crops
- Plant regular season crops
- Planting 3,000 Brook Trout Fingerlings in Trout Creek
- Processing for Individual Community Members
- Processing of Value-Added Products for Organizational Needs
- Provide an Outlet for Fresh Local Foods
- Provide Community Workshops
- Stock Osnuhsa 1,000 Rainbow trout
- Sweetgrass Harvest
- White Corn Processing
- Wild Rice harvesting

FY-2021 Quarterly Report (Oct 2020 – Dec 2020)

Environmental, Health, Safety, Land and Agriculture Division
Patrick Pelky – Division Director

Goal #1 Food Sovereignty - COVID-19 Pandemic Impacts

Oneida Nation Farm Meat Donations

Customer	Head	Animal	Product	Pounds	Value
Oneida Pantry	5.0	Beef	Hamburger	6,430	\$4,700
Cultural Events/Funeral	1.5	Buffalo	Various	460	\$1,752
HRD - Employee Gift	6.0	Buffalo	Sausage	2,151	\$14,340
Oneida Pantry	1.5	Buffalo	Hamburger	434	\$1,736
Total	14.0			9,475	\$22,528

EHSLA COVID Response Activities:

EHSLA Staff were encouraged to assist with the harvest of white corn and apples due to the lack of volunteers due to the COVID pandemic.

Staff Hours Supporting Harvest for Food Sovereignty

Activity Type	Number of Activities	Reported Hours
Tsyunhehkwa Farm	61	222.25
Oneida Nation Orchard	44	185.50
Information Management	3	3.50
Total	108	411.25

Cannery COVID Response:

Purchased necessary key equipment: Washing machines (converted into cornwashers); Boiler repair; Freezer; Refrigerator; Ice machine; Dehydrator replacement.

Seeking access to additional space for dry good packaging and freeze-drying production.

Increased demand has created capacity issues. This has necessitated the acquisition of the new equipment, updating, repair and replaces of existing equipment and staff resources to meet growing demand.

FY-2021 Quarterly Report (Oct 2020 – Dec 2020)

Environmental, Health, Safety, Land and Agriculture Division
Patrick Pelky – Division Director

Goal #2 Safe Communities - Objectives and Metrics

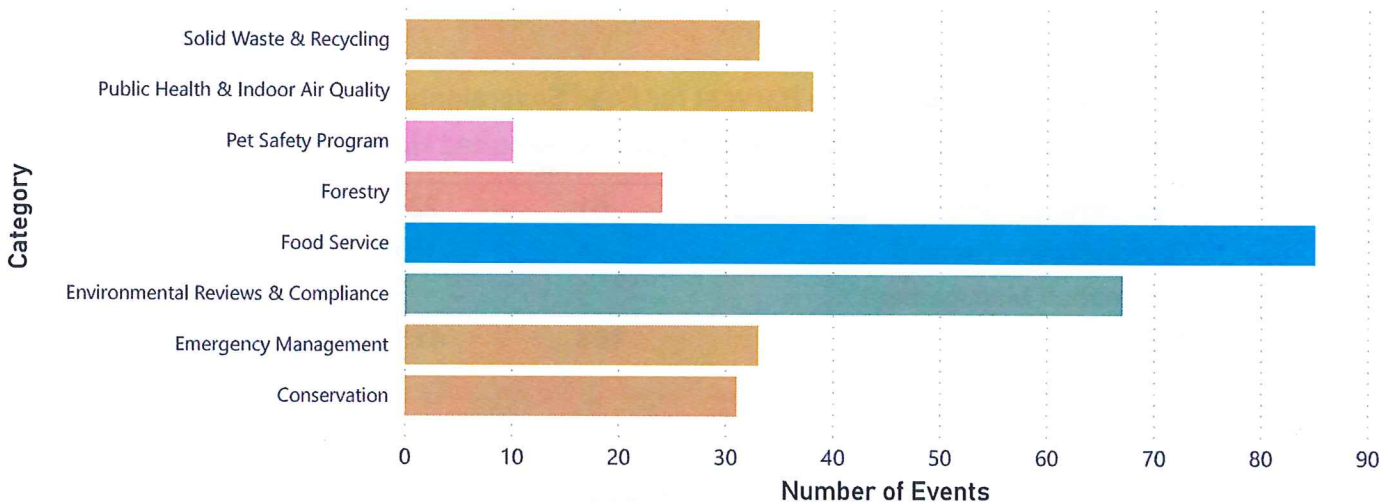
Outcome/Goal

Protection of human health and the environment through regulatory oversight and best management practices using Oneida Nation Laws, and federal standards and authorities supports safe communities. Protection of public safety through food handler certifications, hazard tree assessments and removal, permit compliance and operational standards ensure that Oneida members benefit from a safe and healthy environment for food production, recreation and the ability to conduct business.

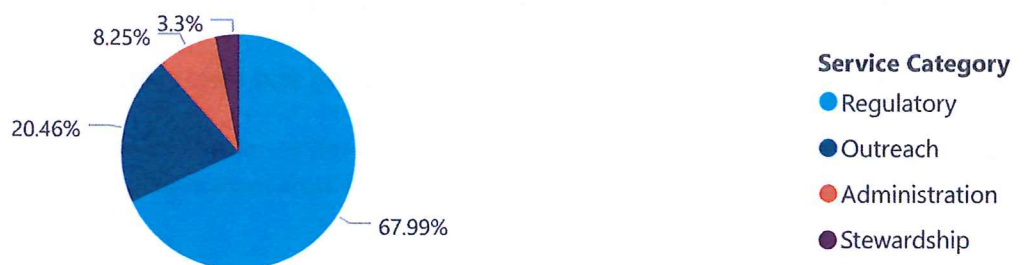
Measurement:

Category	Measure of Success
Managing our Waste Products	Increased rates of recycling and waste diversion. Adoption of integrated solid waste management plan and solid waste and recycling law. Decrease in illegal dumping.
Activities that Sustain Us	Miles of trails maintained or new trails developed. Playground safety is assessed. Community use of recreational areas.

Safe Communities Activities



Service Category Supporting Safe Communities



FY-2021 Quarterly Report (Oct 2020 – Dec 2020)

Environmental, Health, Safety, Land and Agriculture Division

Patrick Pelky – Division Director

Goal #2 Safe Communities - Accomplishments

Conservation Public Safety (not hazard trees)

Activity Type	Activity Count
Conservation Patrolling	1
Domestic Animal Control Complaint	1
Information Management - Conservation	2
License and Permit Sales and Issuance	16
Oneida Regulatory	1
Warden Contact	1
Total	22

Hazard Tree Response

Activity Type	Activity Count
Administration - Forestry	17
Hazard Tree Assessment	3
Workforce Management	4
Total	24

Pet Licensing Program

Activity	Licenses Issued
License and Permit Sales and Issuance	5
Pet Licenses Issued	1
Total	6

380 participants in Trunk or Treat
75 participants in Convoys with the Clauses
1400 participants in Breakfast with Santa

Public Health and Indoor Air Quality

Activity Type	Activity Count
Drinking Water Quality Interpretation	10
Illegal Dumping Complaint	5
Missed PickUp	5
Pollution prevention and recycling program development	17
Public Health Concern or Complaint	10
Public Health Outreach & Education	2
Public Health Program Administration, Development and Evaluation	6
Waste & Recycling Technical Assistance	4
Waste Evaluation Request	1
Waste Voucher Requests	1
Total	61

Food Safety

Activity Type	Activity Count
Food Handler Certification	42
Food Safety Outreach & Education (NOT Food Safety Classes)	8
Food Service Complaint	3
Food Service Inspection	2
Food Service License	29
Food Service PreInspection	1
Total	85

UST Inspections & Compliance

Activity Type	Activity Count
UST Boot Camp Workshop	27
UST Compliance Assist Email	1
UST Compliance Assist Phone Calls	4
UST Compliance Assist Site Visit	2
Total	34

FY-2021 Quarterly Report (Oct 2020 – Dec 2020)

Environmental, Health, Safety, Land and Agriculture Division

Patrick Pelky – Division Director

Goal #2 Safe Communities - Expectations

Expectations for FY21:

On-line request for eVouchers for electronic and hazardous waste
Tire drive and large waste item pick up
On-line Food Handler Certification (continued)
On-line gas station operator training
On-line hunting and sportsman licenses
Resumption of indoor air quality services
Continued food inspections
Contactless gas station compliance and inspection visits
Continued technical assistance for drinking water quality result analysis
Work with other departments to encourage social distancing
Review reopening procedures and policies
Playground Safety Assessments
Low-cost pet vaccinations

Goal #2 Safe Communities - COVID-19 Pandemic Response

COVID-19 Response	
COVID-19 Community Safety	COVID-19 Response
	Activity Type Activity Count
•Participating in "Trunk or Treat" serving	Interdepartmental collaboration 41
•Oneida Food Service Law amended to allow for Cottage Food Sales	Development of new policies and procedures 27
•Communicated social distancing policy for trails and natural areas	COVID Internal Outreach and Education 15
•Drive-through Farmer's Market concluded	Internal Reporting 8
•Social distanced seed and plant distribution procedure	Communication and public outreach 5
•Utilized Microsoft Teams to conduct staff meetings	State or Local government communication events 4
•Waived hunting license fees	COVID testing 2
•Waived pet license fees	Impact tracking 2
•Contactless Sportsman's licensing	Medication/supply delivery 2
•Contactless pet licenses	Research 2
•COVID-19 activity data tracking and analysis	Food service (meal prep and distribution) 1
	Legislative work 1
	Staffing and schedule changes 1
	Total 111

FY-2021 Quarterly Report (Oct 2020 – Dec 2020)

Environmental, Health, Safety, Land and Agriculture Division
Patrick Pelky – Division Director

Goal #3 Healthy Eco-Systems by Managing and Restoring Land and Natural Resources - Overview

Protecting, restoring, managing and enhancing Oneida land and natural resources, enhances sovereignty through the application of the Oneida laws and processes. These improve land resource management, soil health and water quality. This supports self-determination, food sovereignty, restoration and harvest of traditional foods, medicines, wildlife and fish, and provides safe outdoor recreation opportunities.

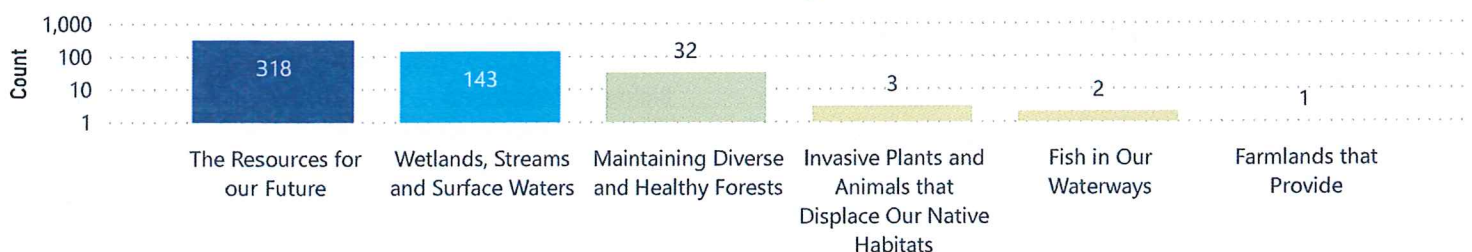
Measurement:

Category	Measure of Success
Invasive Plants and Animals that Displace Our Native Habitats	Decrease in acreage and occurrence of invasive species.
Maintaining Diverse and Healthy Forests	Diversity of species
Fish in Our Waterways	Fish are reproducing, sustainable fishery.
Wetlands, Streams and Surface Waters	IBI Index, increased fish populations, improved water quality, improved wetland functions result in reductions of nitrogen and phosphorus
Sustaining Habitat for Wildlife	Increased harvest numbers and increased variety of animal and plant species, IBI Index

Resource Management

Main Category	Count Activities	Acres Impacted
Conservation	77	
Environmental Reviews & Compliance	12	118.65
Forestry	32	
Invasive Species	3	9.00
Land Management Area	179	54,924.51
Land Resource Management & Service Requests	41	272.25
Surface Water, Stormwater, Wetlands	162	
Total	506	55,324.41

Resource Management



FY-2021 Quarterly Report (Oct 2020 – Dec 2020)

Environmental, Health, Safety, Land and Agriculture Division

Patrick Pelky – Division Director

Goal #3 Healthy Eco-Systems by Managing and Restoring Land and Natural Resources - Accomplishments and Expectations

FY21 Expectations and Planned Projects

Soil Health project with Outagamie County

30 acres of tree planting for reforestation

Nutrient management plans

Ashwabenon/Dutchman Creek Watershed Partnership Project

Fisheries habitat improvement projects

Bird surveys with Audubon Society

Endangered Species monitoring

Rotational grazing and pasture projects

Native pollinator plantings

Treat 100 acres of land for invasive species

Water quality monitoring projects

Plant cover crops on vacant land

FY21 First Quarter Outreach Highlights

Outreach material regarding Oak wilt and pruning practices

Video shoot with Wisconsin Wetland Association (release in February)

Video of Silver Creek Restoration efforts

Audubon Society Partnership for Bird Survey

Endangered Species Monitoring - Turtle tracking

Resource Management Activities

Activity Type

Activity Count

Work Order Request Completion	6
Wetland Technical Assistance	8
Wetland Assessment	2
Water or Wetland Program Administration, Development and Evaluation	9
Water & Wetland Program Outreach & Education	27
Tree Cutting Permit	1
Technical or Professional Workgroup	24
Survey Technical Assistance	2
Surface Water Technical Assistance	9
Surface Water Quality Monitoring	1
Surface Water Grant Administration	2
Stormwater Inspection	10
Stormwater Compliance	6
State Regulatory	3
Restoration (Wetlands)	6
Restoration (Surface Water)	29
Regulatory Response Water	3
Regulatory Response Land	1
Other Agreements	2
Natural Resource Technical Assistance	8
License and Permit Sales and Issuance	6
Land Restoration and Buffers	2
Land Invasive Species Control	1
Invasive Species Program Administration, Development and Evaluation	4
Forestry Management Plan	2
Fisheries Management	2
Field Work	22
Federal Regulatory	11
Customer Service - Conservation	28
Conservation Observation and Monitoring	6
Biological Monitoring	15
Aquatic Invasive Species Control	2
Administration - Forestry	11

Total

271

FY-2021 Quarterly Report (Oct 2020 – Dec 2020)

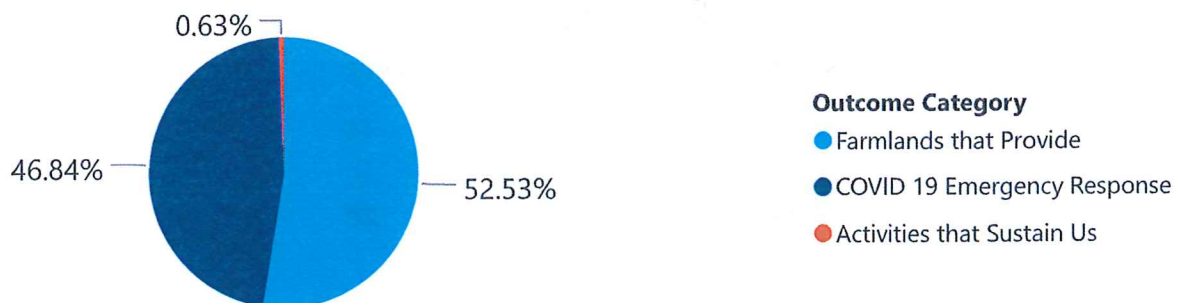
Environmental, Health, Safety, Land and Agriculture Division
Patrick Pelky – Division Director

Goal #3 Healthy Eco-Systems by Managing and Restoring Land and Natural Resources - COVID-19 Pandemic Response

COVID-19 Response Impacting Natural Resources and Environmental Staff

Activity Type	Reported Hours
COVID Internal Outreach and Education	3.25
COVID Public Outreach and Education	2.25
COVID testing	1.50
Development of new policies and procedures	4.50
Food service (meal prep and distribution)	6.00
Increased demand/need for program/service	16.00
Information Management	2.00
Interaction with external entities	1.50
Interdepartmental collaboration	5.00
Internal Reporting	0.50
Oneida Nation Communication Events	7.75
Oneida Nation Orchard	169.50
Organizational response	0.50
Professional Development COVID19	1.00
Research	1.00
Staff Meeting	21.00
Staffing and schedule changes	0.50
State or Local government communication events	1.00
Tsyunhehkwa Farm	183.75
Total	428.50

Count of Activities Supporting COVID-19 Response



FY-2021 Quarterly Report (Oct 2020 – Dec 2020)

Environmental, Health, Safety, Land and Agriculture Division
Patrick Pelky – Division Director

Addendum

Overall Divisional Updates

- Talent alignment project to assess the current workforce and develop operational (6 -18 months) and strategic workforce plans where needed for the future (2 – 5 years) to include creating action plans to address workforce challenges in Recruitment, Retention, Development and Succession Planning.
- Updating and revising grant budget to reflect Divisional changes, organizational priorities and current staff capacity
- EHSLA staff assisted in the harvest of white corn and apples due to lack of volunteers and seasonal help
- Establishing external partnerships to assist in watershed management, food distribution and baseline resource assessments
- Oneida Nation Farm set up direct sales of processed beef and buffalo products directly at the farm
- On-line and on-demand environmental, public health and food safety education resources being developed
- Collaborating with Oneida DPW for solid waste and recycling needs
- Collaboration with Natural Resource Conservation Service to inventory agricultural fields, conservation contracts and nutrient management plans
- Oneida Conservation provided 14 deliveries of Ceremonial Firewood and 14 deliveries of firewood to Elders
- Oneida Conservation partnered with Wisconsin Department of Natural Resources to combat and monitoring Chronic Wasting Disease in whitetail deer, by providing dumpsters for carcass disposal.
- Oneida Conservation and Oneida Forester responded to 9 hazard tree concerns

Firewood Deliveries

Activity Type	Count
Ceremonial Firewood Delivery	14
Elder Firewood Delivery	14
Total	28