

FY-2022 2nd quarter report

EDUCATION & TRAINING AREA

Status report of Outcomes/Goals

1. Which outcome/goal(s) does the Division wish to report on?
2. What metric is being used to measure the outcome/goal?
3. What are the accomplishments (i.e. positives, things for which the Division is proud, brags) have occurred over the reporting period that reflect the Division's progress for reaching the outcome/goal? ? *Include initial outcomes—answers the question of what difference did this program make—what new knowledge, changed attitudes, new skills, changed behaviors, altered conditions, changed status—what changes in knowledge, skills, attitudes, and opinions---were achieved during Q2—should be able to match up with scorecard and/or grant evaluation design*
4. What can the community expect to see in the future (i.e. 6 months; next year; 18 months) from the Division related to the outcome/ goal?

Outcome/Goal # 1

Early Childhood Goal: Support Kindergarten readiness through curricula focused on cognitive, social-emotional, and physical domains.

PROGRAMS WORKING ON OUTCOME:

- Child Care
- Head Start
- Early Head Start

MEASUREMENT:

Child Care:

This will be measured by staff observation and by using the Teaching Strategies Gold Child Assessment Portfolio. These tools and methods will help staff understand child interactions, knowledge, and skills to support the child's development and make appropriate referrals for further evaluation. Provide childcare and developed twenty-two (22) children portfolios with teacher observations recorded for each child, weekly lesson plans to meet developmental needs.

Child Care re-opened on January 3, 2022. We were able to hire a Receptionist, 2 – Teachers, and a part time Cook. We currently have 4 classrooms open with 22 children attending. We are still having teacher recruitment issues.

Head Start/Early Head Start (HS/EHS):

All Head Start/Early Head (HS/EHS) children's progress are tracked in an early education teaching database. Classrooms use Teaching Strategies Gold, Childplus and Seesaw software to track classroom and parental interactions. The below initial scores will be tracked for students to measure progress through the school year.

ACCOMPLISHMENTS RELATED TO THE OUTCOME/GOAL

Child Care:

Served 22 children during the second quarter. 2743 meals/snacks were served to Childcare children.

Three (3) children have transitioned during the second quarter. Transitions occur when children are age and developmentally ready for new challenges and with the parent's support. Due to Covid-19 restrictions there are Twenty-two (22) active child portfolios. Lesson plans are completed weekly by each classroom, they incorporate opportunities and experiences that children need to developmental expectations.

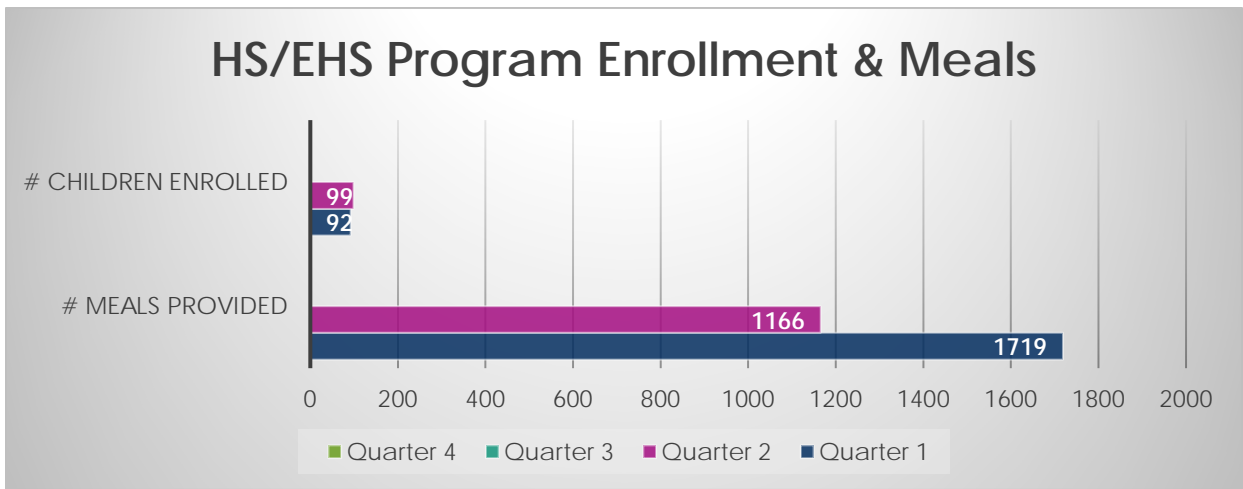
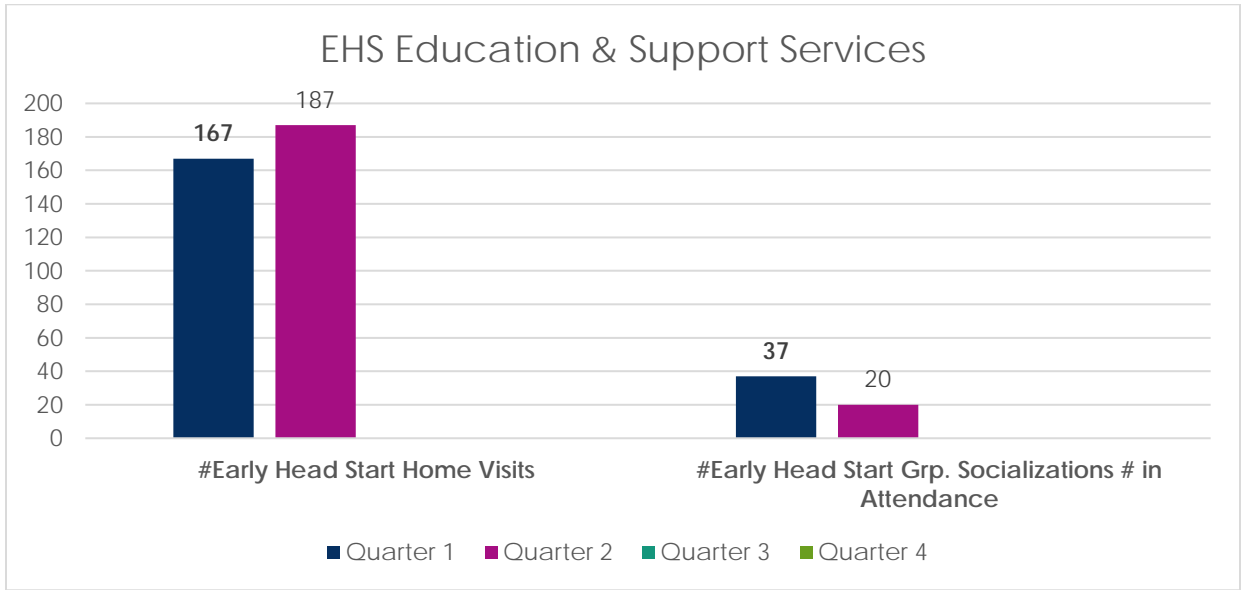
This month's themes were: Dental Week, Dr Seuss, St Patrick Days and Numbers



Head Start/Early Head Start:

Second quarter scores are trending downward for "emerging" skills and trending upward for "accomplished" skills. This is the type of trend we expect. Scores for accomplished are as follows; Social-Emotional – 35.48%, Physical – 58.06%, Language – 45.16%, Cognitive – 33.87%, Literacy – 3.28% and Mathematics – 6.45%. We will be evaluating what

improvements can be made to make better strides in the Literacy and Mathematics scores for the next school year.



99 children were served through this quarter in 4 classrooms, 2 at NHC and 2 at 3 Sisters. 187 Home Visits were conducted and 20 EHS children participated in group socializations this quarter.

Early Head Start Home Visiting Services:



Head Start/Early Head Start Family Event:



EXPECTATIONS/FUTURE PLANS REGARDING THE OUTCOME/GOAL:

Child Care:

Portfolios will continue to be updated each month as teachers observe new skills. Teachers will contact parents to report their child/children's progress. Lesson plans are completed weekly by each classroom that incorporate opportunities and experiences that children

need to meet developmental expectations. Teachers are scheduled to receive additional training on the use of educational software to track learning progress.

Head Start/Early Head Start:

We will be looking for additional curriculum supplements to help improve literacy and mathematics skills and weave them into our Teaching Strategies Gold lesson plans and provide virtual option for families to use over the summer months.

Outcome/Goal # 2

Implement Individual Education Plans (IEPs) for children with educational disabilities

PROGRAMS WORKING ON OUTCOME:

- Oneida Early Intervention
- Early Head Start
- Head Start

MEASUREMENT:

Oneida Early Intervention

The Early Intervention program implements Individual Education Program goals and outcomes for children with educational disabilities. The Program also evaluates children who are referred to the program by health care providers and other community childhood programs. These services include developmental screen, evaluations and therapy service for disabled infants, toddlers, and young children.

Head Start/Early Head Star (HS/EHS):

Head Start/Early Head Start had 17 children (or 18.5%) of our students on an IEP or IFSP this past quarter. This is an increase of 7 children from the first quarter. We continue to strive to be in compliance with the 10% of total enrollments slots being filled by children eligible for services under IDEA.

ACCOMPLISHMENTS RELATED TO THE OUTCOME/GOAL:

Oneida Early Intervention

This second quarter we have received 24 referrals from our collaborating departments which include Oneida Community Health Center, Head Start/Early Head Start, Social Services Programs and Child Care Centers. Of these 24 referrals, 17 have received evaluations and the remaining children are in the process of being screened.

All therapy services are in-person either at Early Intervention or at the school's preschool center. Each child receives services twice each week at their preschool center or once a week at Early Intervention for a longer session.

Head Start/Early Head Start (HS/EHS):

HS/EHS continue to work collaboratively with Oneida Early Intervention (OEI) to refer children with suspected disabilities for evaluation. Students continued to be referred to OEI this quarter. 17 children now have an IEP in place. Of those one has a non-categorical development delay and 16 have speech and/or language impairment.

EXPECTATIONS/FUTURE PLANS REGARDING THE OUTCOME/GOAL:

Oneida Early Intervention

We are working with Social Services on a spring drive-thru event that will include books and activities for preschool age children and their parents.

Early Intervention would like to return to in-person parent education training covering childhood disabilities. These sessions ended with Covid-19 restrictions, but we expect to offer these sessions fall 2022.

Head Start/Early Head Start (HS/EHS):

Oneida Early Intervention will continue to provide speech, occupational and physical therapy services to enrolled HS/EHS students with disabilities or they will refer them out to local school districts if the needs of the child exceed what they can offer. Continued identification and assessment of children suspected of having disabilities will occur. HS/EHS staff will individualize lesson planning for students on an IEP/IFSP.

Outcome/Goal # 3

Students eligible for Youth Enrichment Services in elementary, middle, and high school are on tracked to graduate and Higher Education Scholarships are awarded for post-secondary education

PROGRAMS WORKING ON OUTCOME:

- Youth Enrichment Services (YES)
- Higher Education

MEASUREMENT:

Youth Enrichment Services (YES):

YES staff educate, advocate, and provide mentoring services to American Indian students in grades Kindergarten to 12th in a school setting. The number of contacts made with students ensure they are on track to graduate as measured by attendance, grades, and social behaviors.

Higher Education:

Higher Education awarded 408 Tribal Members who received the Higher Education Scholarship.

Students Receiving the Higher Education Scholarship are at the following academic levels:

Freshman	135
Sophomore	77
Juniors	71
Seniors	47
Graduate	47
Doctorate	31

ACCOMPLISHMENTS RELATED TO THE OUTCOME/GOAL:

Youth Enrichment Services (YES):

Y.E.S. Program Month - FY 2022	Unduplicated Count	Contacts	JOM Eligible Students	Non-JOM Eligible Students
January	403	3407	241	162
February	414	3563	254	160
March	424	3206	264	157

Class of 2022 Y.E.S. Graduate Summary by School – Quarter 2

	Total Number of YES Eligible Seniors	YES Eligible Seniors On Track to Graduate	Total Number of Non-YES Eligible Seniors	Non-YES Eligible Seniors On Track to Graduate	Seniors with Incomplete YES Paperwork	Seniors with Incomplete YES Paperwork On Track to Graduate
High School						
Green Bay Southwest High School (30 Seniors)	17	12* (71%)	12	3** (25%)	1	1 (100%)
Seymour High School (33 Seniors)	21	17 (81%)	11	9 (82%)	1	1 (100%)
West De Pere High School (18 Seniors)	13	12 (92%)	4	4 (100%)	1	1 (100%)
81 Seniors	51	41 (80%)	27	17 (63%)	3	3 (100%)

*Data not available for 4 students. ** Data not available for 8 students. One student not on track to graduate.

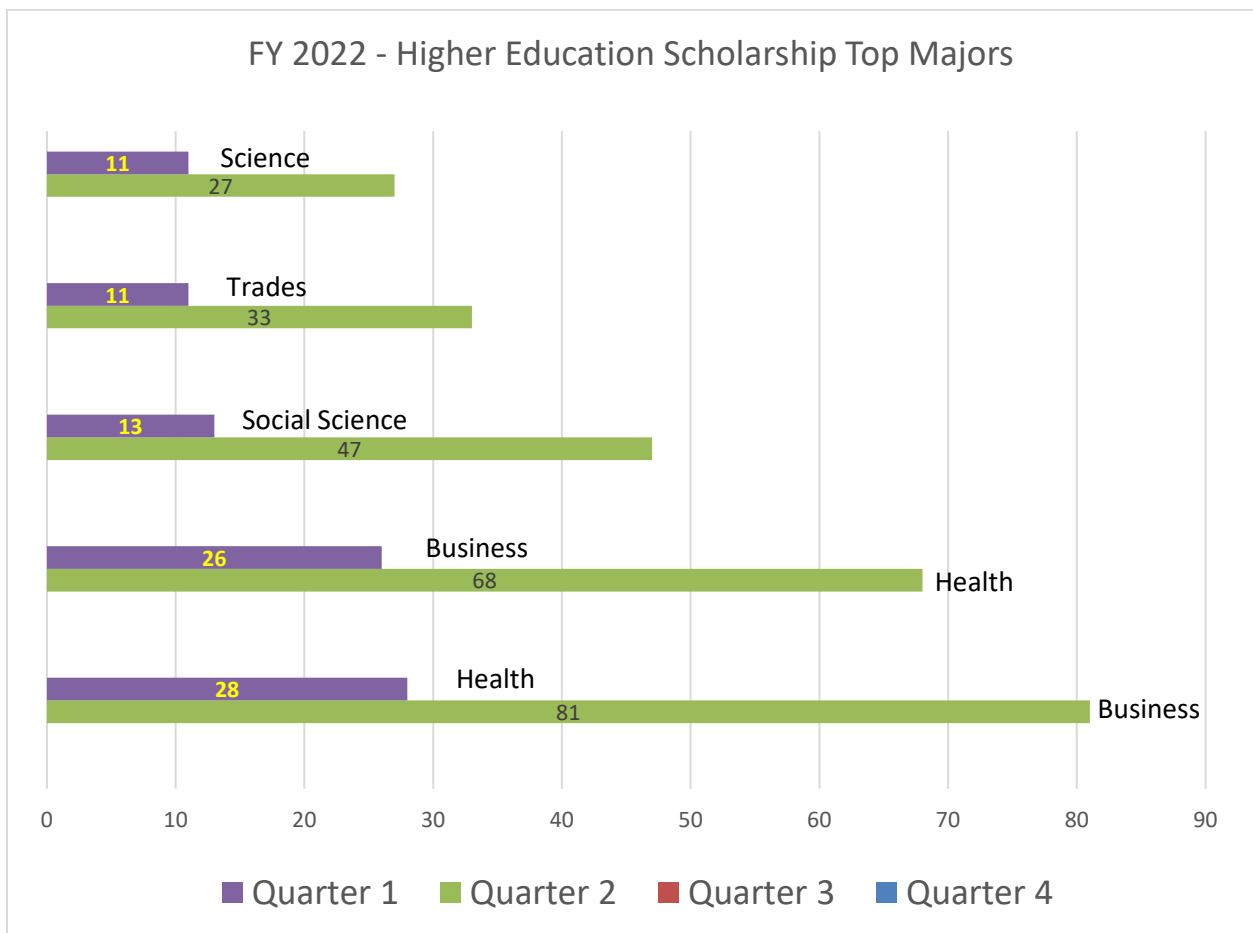
For this reporting period 80% of the YES Eligible Seniors are on track to graduate. Five (5) of the Seymour seniors graduated the end of the second trimester. Many of seniors who are not on track to graduate are working with their school's resource staff or participating in alternative school programming. Seymour elementary and middle school YES Staff have re-

started additional support services utilizing the Oneida Social Service Family Services Staff. West De Pere High School Staff continued facilitation of after-school virtual Oneida Language classes once a week soon after the fall semester began. Southwest High School begin facilitating virtual Oneida Language classes in December. Language instructors are provided by the Oneida Language Revitalization Program.

HIGHER EDUCATION:

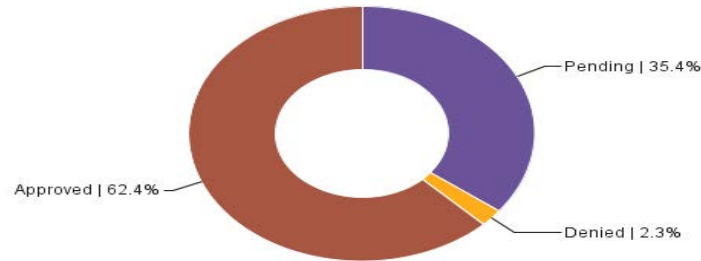
Higher Education Scholarships are funding the following degrees

Certificates	14
Technical Diploma	24
Associate Degrees	57
Bachelor's Degrees	232
Master's Degrees	48
Doctorate Degree	30
Juris Doctorate	1
Medical Degree	2



Student Relief Fund (SRF) Applications

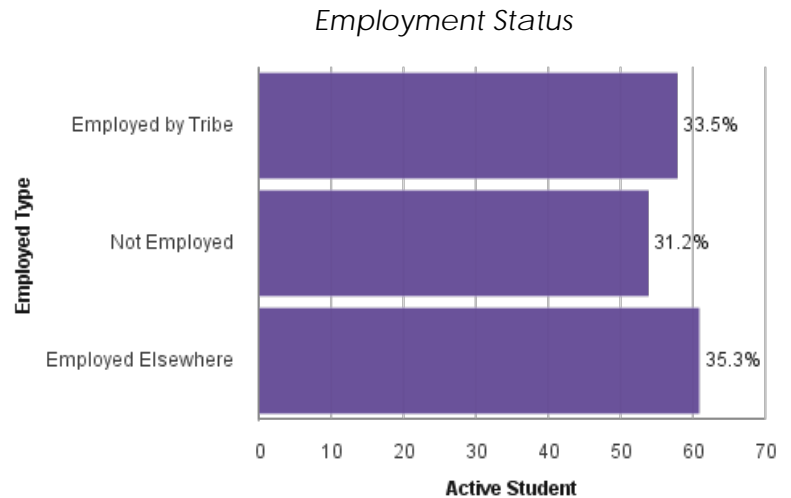
Total SRF Applications	Received	Approved*	Pending**	Denied
	263	164	93	6



Who is Receiving Funding?

Number of Students:

- Completing Certificates: 57
- Pursing Lessor/Duplicate Degrees: 145
- Undefined program: 35
- Previously Suspended: 72
- Denied: 6



EXPECTATIONS/FUTURE PLANS REGARDING THE OUTCOME/GOAL:

Youth Enrichment Services (YES):

Continue to work with Oneida Nation programs to provide more support to meet the social/emotional needs of the students.

Higher Education:

Higher Education Department is hoping students using the current Student Relief Fund (SRF) will increase usage of future Oneida Higher Education Scholarship.

Outcome/Goal # 4

Provide culturally sensitive vocational rehabilitation services to Native Americans with disabilities who reside on or near Oneida leading to gainful employment consistent with their strengths, resources, priorities, concerns, abilities, capabilities, interests, and informed choice to build individual self-sufficiency.

PROGRAMS WORKING ON OUTCOME:

- Oneida Vocational Rehabilitation (OVR)

MEASUREMENT:

The Oneida Vocational Rehabilitation program implements Individual Plans for Employment goals and outcomes for adults and students with disabilities. The outcome that all disabled young adults will investigate careers and adults with disabilities will be gainfully employed.

ACCOMPLISHMENTS RELATED TO THE OUTCOME/GOAL:

Oneida Vocational Rehabilitation relocated to Ridgeview Plaza, Suite 6 in February 2022.

The program was working with HRD to post the position for the Vocational Rehabilitation Manager. Program is recruiting clients ages 14 and about for job exploration education, job training and retention.

EXPECTATIONS/FUTURE PLANS REGARDING THE OUTCOME/GOAL:

During summer 2022 the program expects to hold several Career Exploration experiences for our students in middle and high school. These 1-2-day camps will explore some of the following subjects: animation, vocational hands-on opportunities (woodworking, mechanics, food service, childcare) and job finding skills.

Contact Info

CONTACT: Jacqueline (Jackie) Smith
TITLE: Education & Training Area Manager
PHONE NUMBER: 920-869-4037
E-MAIL: jsmith@oneidanation.org
MAIN WEBSITE: <https://oneida-nsn.gov/education>